




HARDWOOD MOULDINGS

For the finest in woods ... It's Good's!





Whether you're an old friend or new to us, **Welcome!**

You should have been here the night the door department worked after hours to meet our deadline - we all had grilled hamburgers, **it was like a big family** working together...

Or the time Bill got his custom mouldings in 24 hours by promising us donuts the following morning ... **it really tickled Bill and we were licking our fingers! ...**

I wish you could have seen the children the night of our company picnic. They loved the train rides. That sparkle in their eyes **gives us a reason to do it right for them ... and you.**

It's more than custom Wood Doors and Mouldings ... **Teamwork makes the difference.** Call us on your next project.

The Craftsmen

For the finest in woods ... it's Good's!



Table of Contents

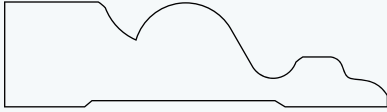
CASINGS.....	4
FLUTED CASINGS.....	18
BASEBOARDS.....	20
CROWNS.....	27
CHAIR RAILS.....	35
WAINSCOT.....	39
BACKBANDS.....	41
MOULDINGS.....	42
PANEL MOULDS.....	42
PICTURE MOULDS.....	45
BED MOULDS.....	46
BRICK MOULDS.....	46
MANTLE MOULDS.....	46
COVE MOULDS.....	47
QUARTER ROUND.....	47
HALF ROUND.....	47
MISCELLANEOUS.....	48
SCREEN BEADS.....	48
GLASS BEADS.....	48
BASE CAPS.....	48
CABINET CORNERS.....	48
LOG CABIN SIDING.....	49
T&G FLOORING.....	49
ROSETTES & PLINTHS.....	50
STAIR PARTS.....	52
WINDOW PARTS.....	54
DOOR PARTS.....	55
DESIGN DEPT.....	57
POLICIES.....	59
ORDER FORMS.....	60
INDEX.....	64



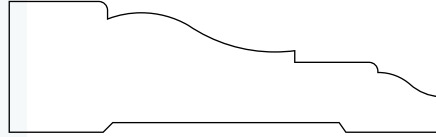
(866) 378-2580

www.goodsmillwork.com

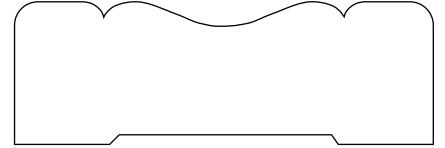
CASINGS



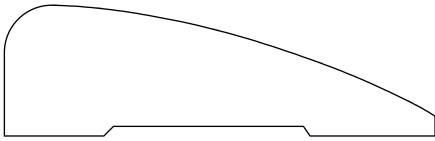
GM832 2" Case
9/16" x 2"



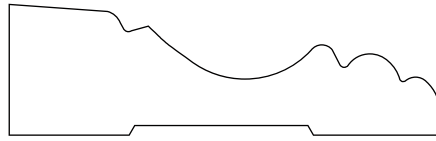
GM185 2 1/4" Case
11/16" X 2 1/4"



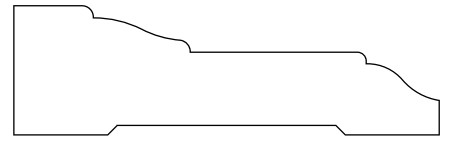
GM123 2 3/16" Case
3/4" x 2 3/16"



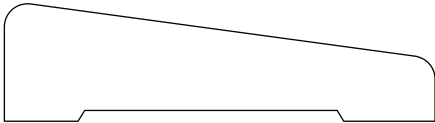
GM327 2 1/4" Case
11/16" x 2 1/4"




GM192 2 1/4" Case
11/16" x 2 1/4"



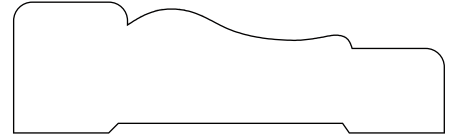
GM332 2 1/4" Case
11/16" x 2 1/4"



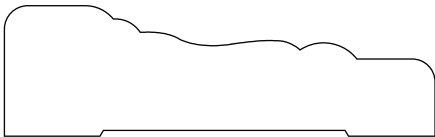
GM129 2 1/4" Case
5/8" x 2 1/4"




GM274 2 1/4" Eco. Case
3/8" x 2 1/4"



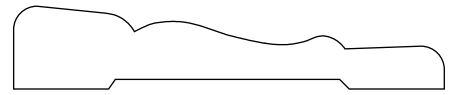
GM356 2 1/4" Case
11/16" x 2 1/4"



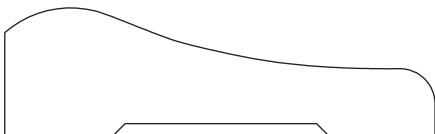
GM154 2 1/4" Case
11/16" x 2 1/4"



GM275 2 1/4" Case
7/16" x 2 1/4"



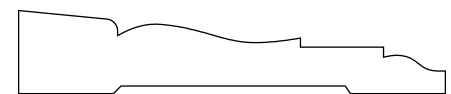
GM354 2 1/4" Case
7/16" x 2 1/4"



GM181 2 1/4" Case
11/16" x 2 1/4"



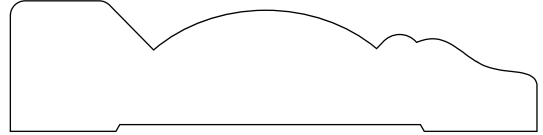
GM276 2 1/4" Case
9/16" x 2 1/4"



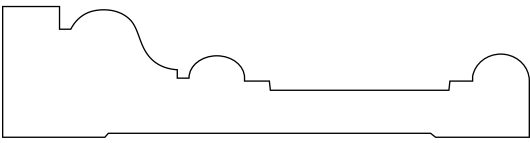
GM184 2 1/4" Eco. Case
7/16" x 2 1/4"




GM277 2 1/4" Case
11/16" x 2 1/4"



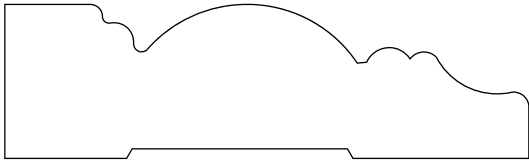
GM122 2 3/4" Case
11/16" x 2 3/4"



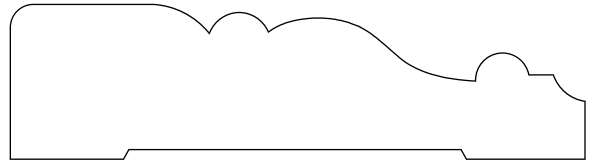
GM180 2 3/4" Case
11/16" x 2 3/4"



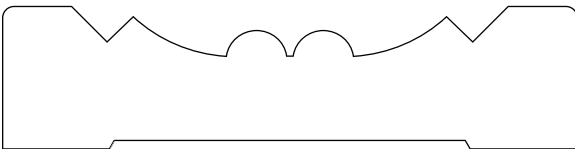
GM250 3" Case
3/4" x 3"




GM193 2 3/4" Case
13/16" x 2 3/4"




GM191 3" Case
13/16" x 3"



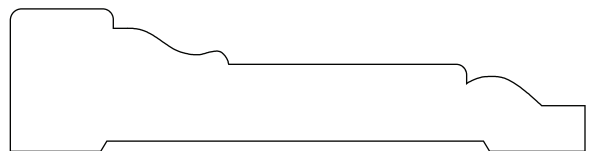
GM102 3" Case
3/4" x 3"



GM125 3 5/16" Case
11/16" x 3 5/16"



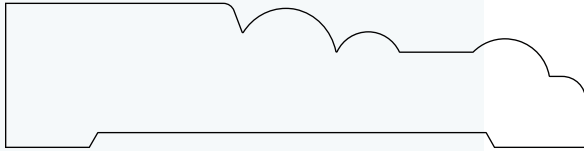
GM111 3" Case
7/8" x 3"



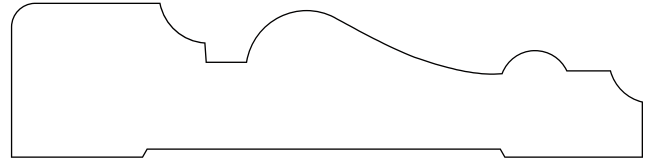
GM153 3" Case
3/4" x 3"




CASINGS



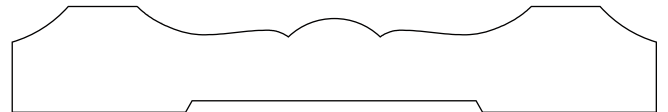
GM220 3" Case
3/4" x 3"



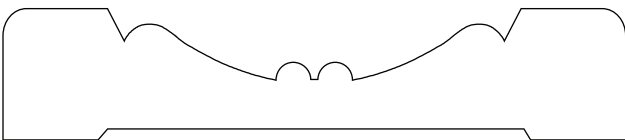
GM206 3 5/16" Case
13/16" x 3 5/16"



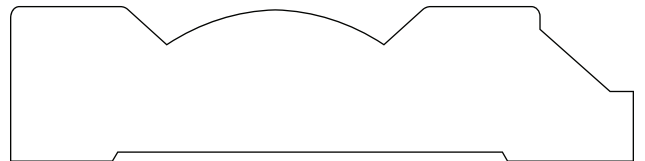
GM195 3 3/8" Case
13/16" x 3 3/8"



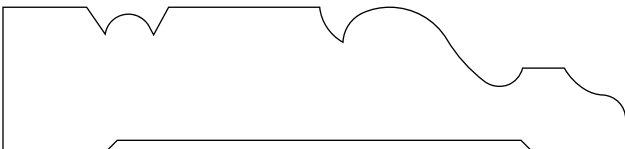
GM222 3 3/8" Case
9/16" x 3 3/8"



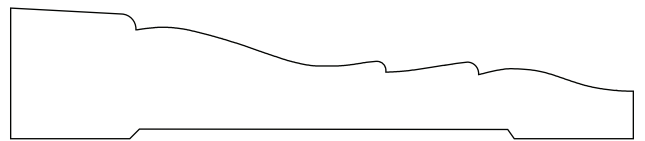
GM100 3 1/4" Case
11/16" X 3 1/4"



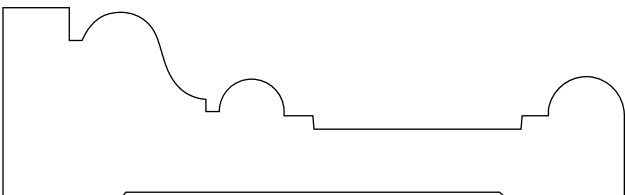
GM118 3 1/4" Case
13/16" x 3 1/4"



GM163 3 1/4" Case
3/4" x 3 1/4"



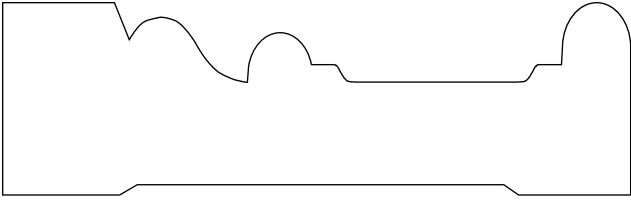
GM119 3 1/4" Case
11/16" x 3 1/4"



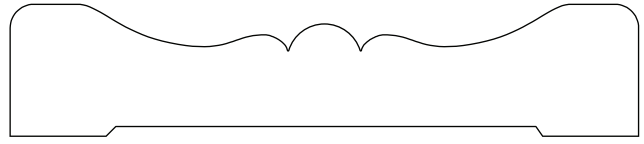
GM164 3 1/4" Case
1" x 3 1/4"



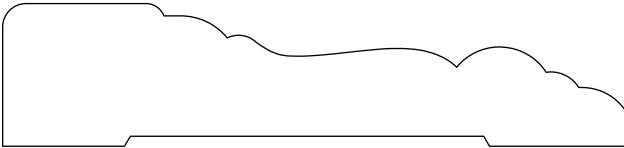
GM126 3 1/4" Case
1 1/16" x 3 1/4"




GM169 3 1/4" Case
1" x 3 1/4"




GM151 3 1/4" Case
11/16" x 3 1/4"




GM182 3 1/4" Case
3/4" x 3 1/4"



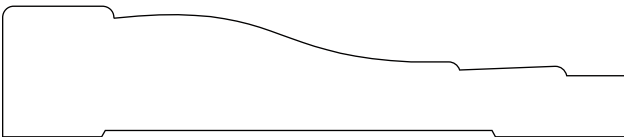
GM152 3 1/4" Case
13/16" x 3 1/4"



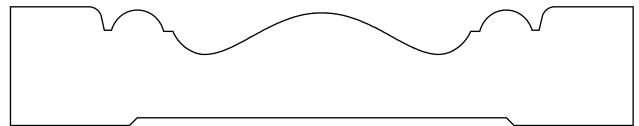
GM197 3 1/4" Case
5/8" x 3 1/4"




GM160 3 1/4" Case
11/16" x 3 1/4"



GM200 3 1/4" Case
11/16" x 3 1/4"



GM218 3 1/4" Case
5/8" x 3 1/4"



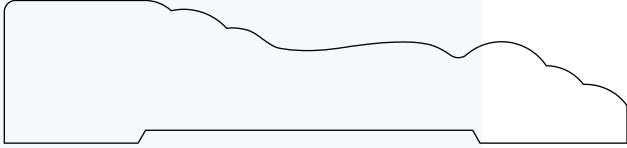
GM240 3 1/4" Case
3/4" x 3 1/4"



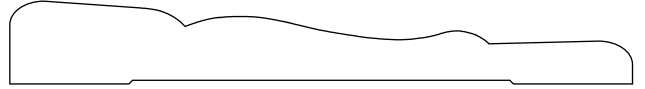
GM219 3 1/4" Case
3/4" x 3 1/4"



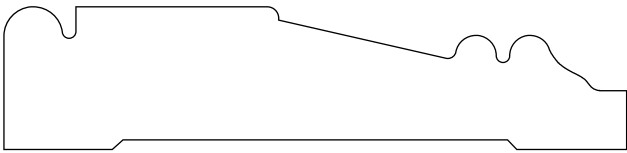
CASINGS



GM224 3 1/4" Case
3/4" x 3 1/4"




GM260 3 1/4" Eco. Case
7/16" x 3 1/4"



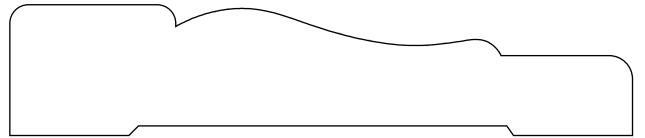
GM221 3 1/4" Case
3/4" x 3 1/4"



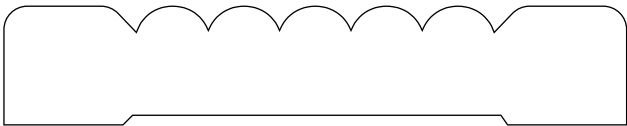
GM264 3 1/4" Case
9/16" x 3 1/4"



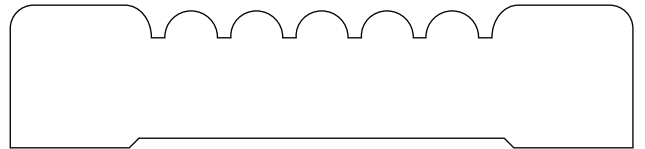
GM228 3 1/4" Case
3/4" x 3 1/4"



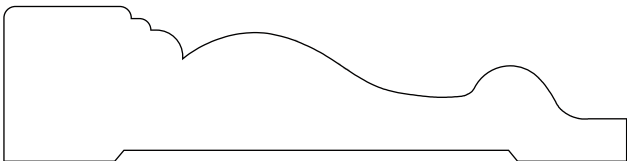
GM266 3 1/4" Case
11/16" x 3 1/4"



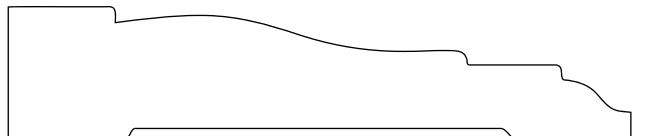
GM235 3 1/4" Case
5/8" x 3 1/4"



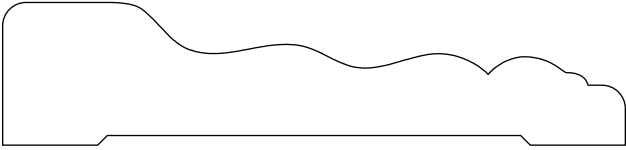
GM236 3 1/4" Case
3/4" x 3 1/4"



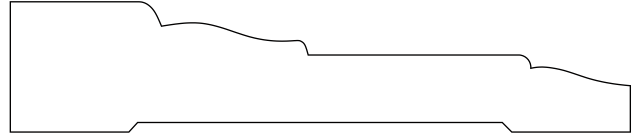
GM253 3 1/4" Case
13/16" x 3 1/4"



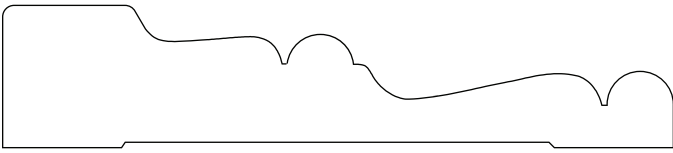
GM268 3 1/4" Case
11/16" x 3 1/4"



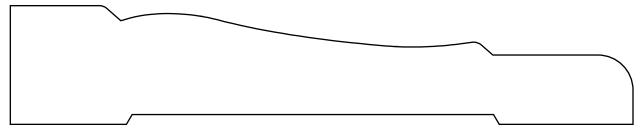
GM269 3 1/4" Case
3/4" x 3 1/4"



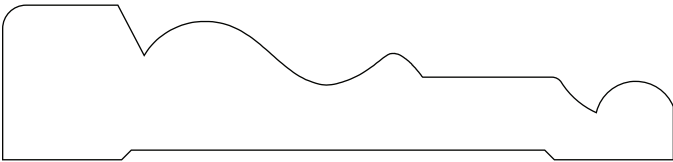
GM270 3 1/4" Case
11/16" x 3 1/4"



GM145 3 1/2" Case
3/4" x 3 1/2"



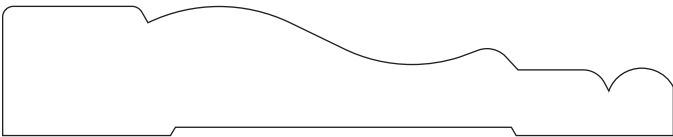
GM271 3 1/4" Case
5/8" x 3 1/4"



GM147 3 1/2" Case
13/16" x 3 1/2"



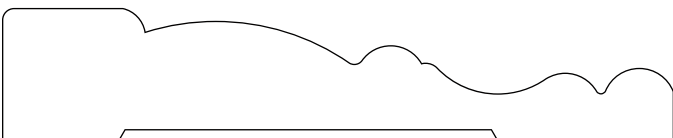
GM280 3 1/4" Case with EE - Eco.
7/16" x 3 1/4"




GM159 3 1/2" Case
11/16" x 3 1/2"



GM281 3 1/4" Case with EE
9/16" x 3 1/4"




GM194 3 1/2" Case
11/16" x 3 1/2"



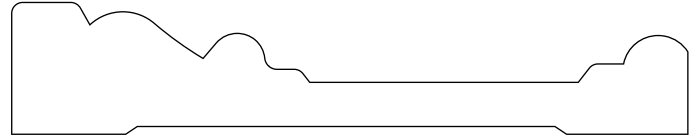
GM282 3 1/4" Case with EE
11/16" x 3 1/4"



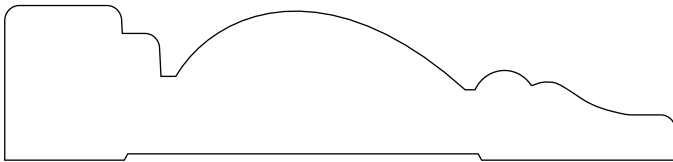
CASINGS



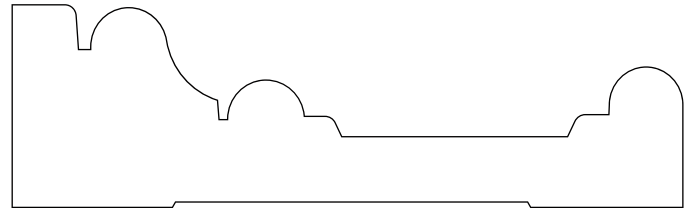
GM285 3 1/4" Case
11/16" x 3 1/4"




GM196 3 1/2" Case
11/16" x 3 1/2"



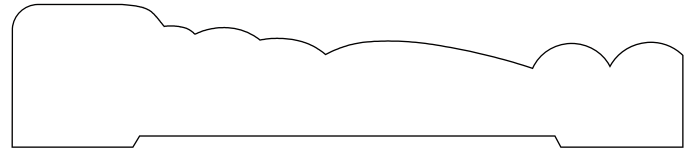
GM198 3 1/2" Case
13/16" x 3 1/2"



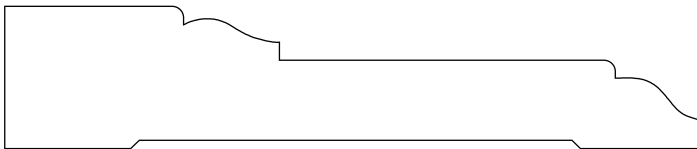
GM202 3 1/2" Case
1 1/16" x 3 1/2"



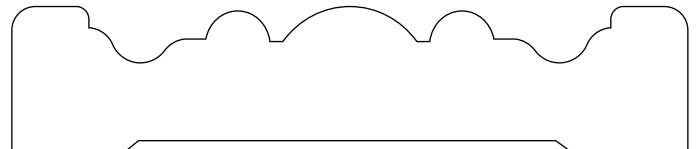
GM287 3 1/2" Case
9/16" x 3 1/2"



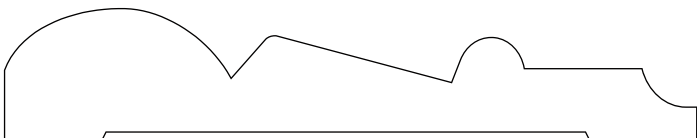
GM203 3 1/2" Case
3/4" x 3 1/2"




GM124 3 5/8" Case
3/4" x 3 5/8"



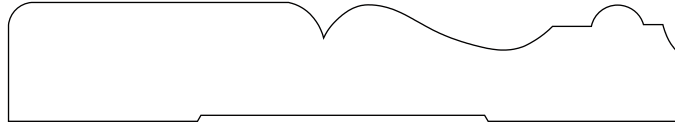
GM225 3 1/2" Case
3/4" x 3 1/2"



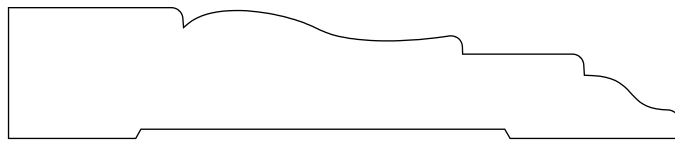
GM254 3 5/8" Case
11/16" x 3 5/8"




GM243 3 1/2" Case
3/4" x 3 1/2"




GM252 3 1/2" Case
5/8" x 3 1/2"



GM265 3 1/2" Case
11/16" x 3 1/2"



GM272 3 5/8" Case
1" x 3 5/8"




GM121 3 3/4" Case
3/4" x 3 3/4"



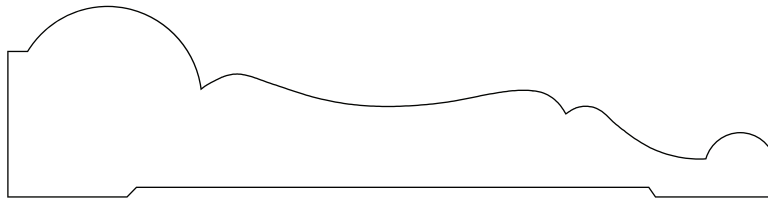
GM155 3 3/4" Case 5/8" x 3 3/4"




CASINGS



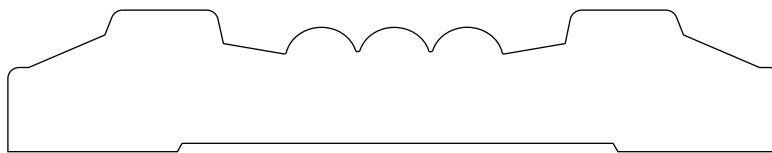
GM210 3 3/4" Case
1 1/16" x 3 3/4"




GM115 4" Case
1" x 4"



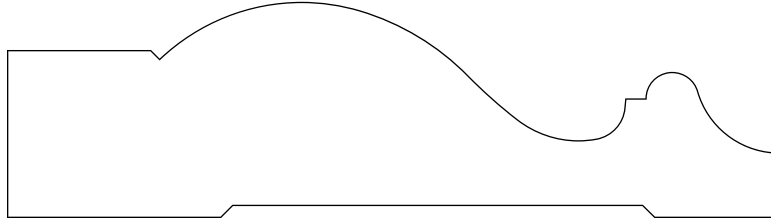
GM127 4" Case
1 1/16" x 4"



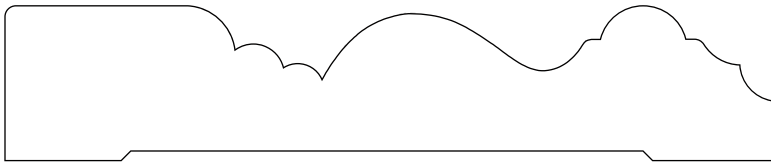
GM146 4" Case
3/4" x 4"



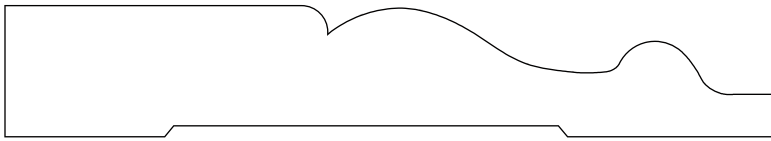
GM165 4" Case
1 1/4" x 4"



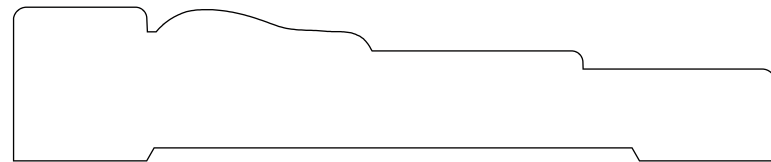
GM172 4" Case
1 1/8" x 4"



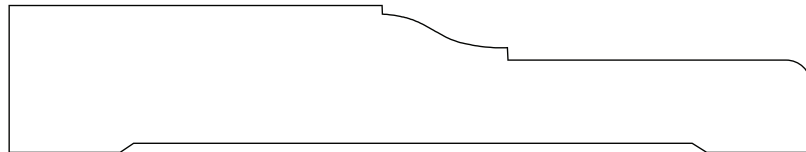
GM248 4" Case
13/16" x 4"



GM251 4" Case
11/16" x 4"



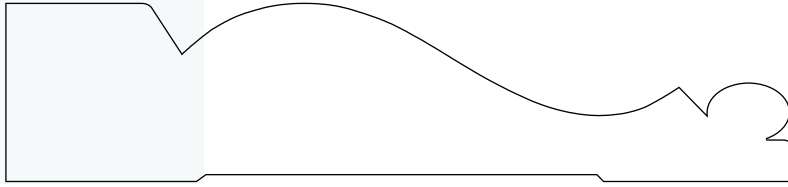
GM258 4" Case
13/16" x 4"



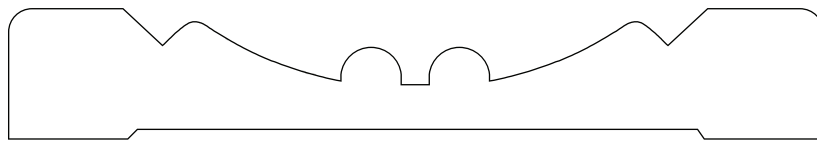
GM140 4 1/16" Case
3/4" x 4 1/16"



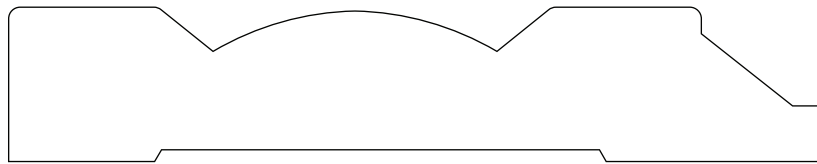
CASINGS



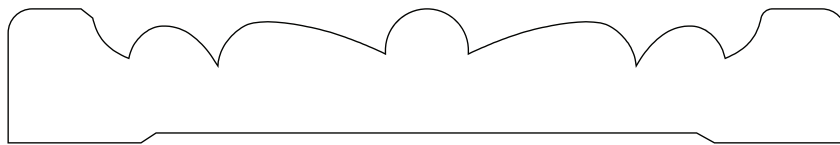
GM176 4 1/8" Case
1 15/16" x 4 1/8"



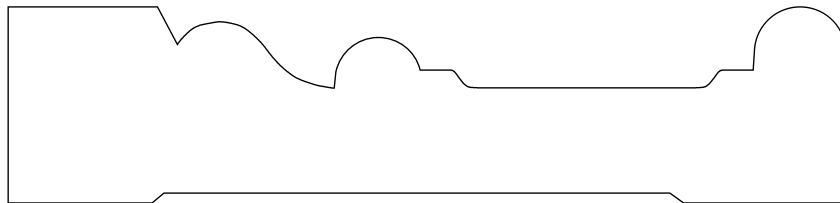
GM101 4 1/4" Case
1 1/16" x 4 1/4"



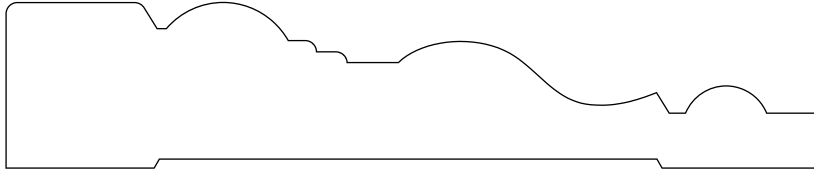
GM117 4 1/4" Case
1 3/16" x 4 1/4"



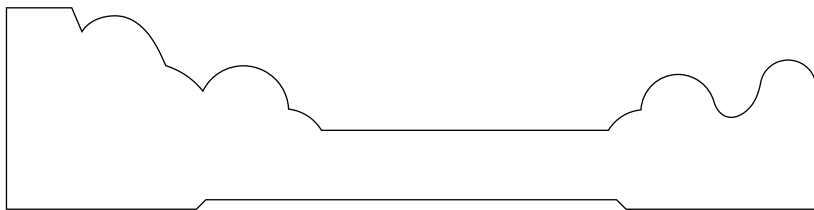
GM128 4 1/4" Case
1 1/16" x 4 1/4"



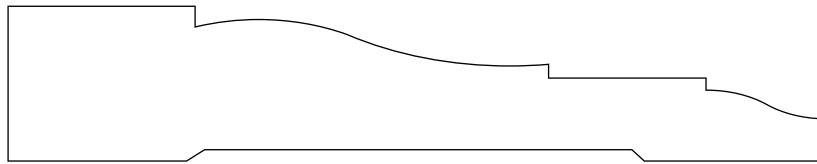
GM168 4 1/4" Case
1" x 4 1/4"




GM175 4 1/4" Case
7/8" x 4 1/4"



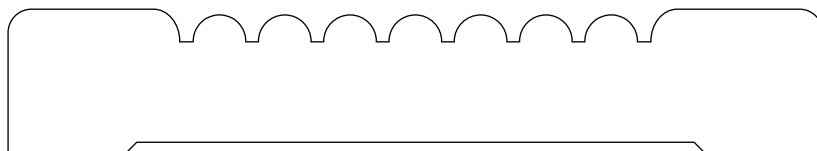
GM178 4 1/4" Case
1 11/16" x 4 1/4"



GM187 4 1/4" Case
13/16" x 4 1/4"



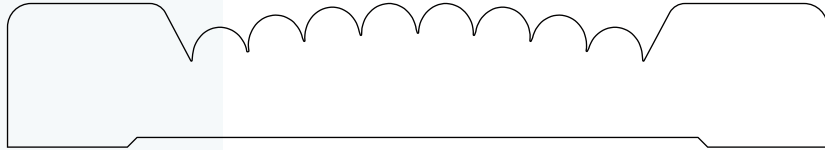
GM223 4 1/4" Case
3/4" x 4 1/4"



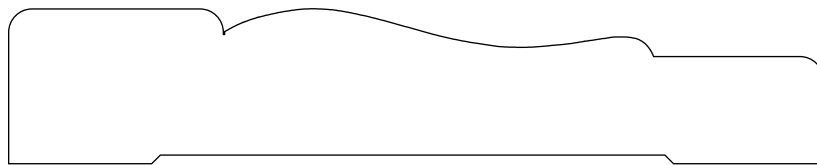
GM237 4 1/4" Case
3/4" x 4 1/4"



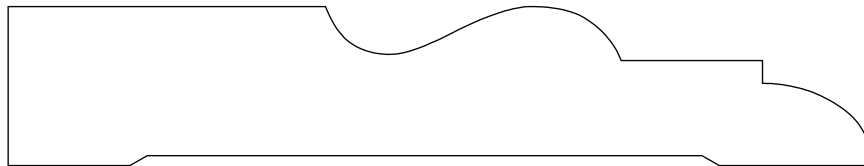
CASINGS



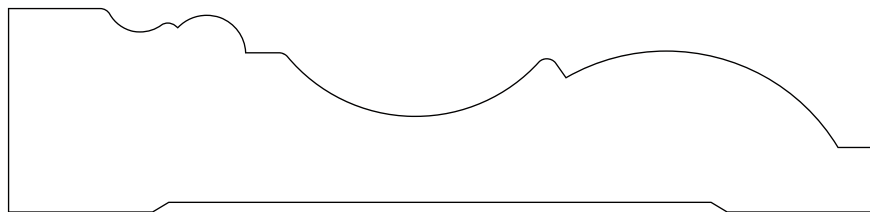
GM241 4 1/4" Case
3/4" x 4 1/4"



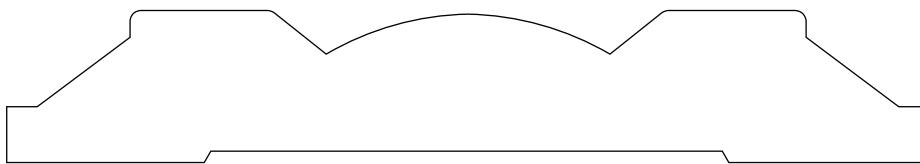
GM267 4 1/4" Case
13/16" x 4 1/4"



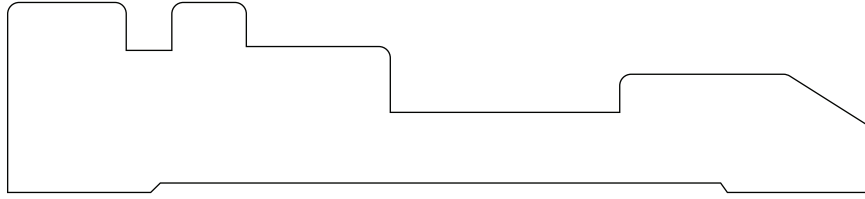
GM142 4 3/8" Case
13/16" x 4 3/8"




GM166 4 1/2" Case
1 1/16" x 4 1/2"




GM116 4 13/16" Case
13/16" x 4 13/16"



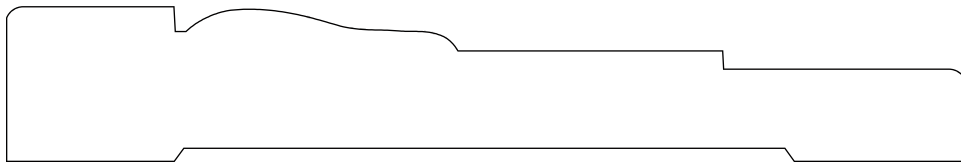
GM113 4 1/2" Case
1" x 4 1/2"



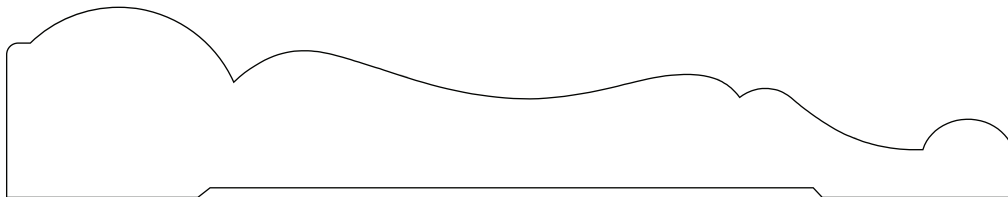
GM162 5" Case
1 3/8" x 5"



GM179 5" Case
1" x 5"



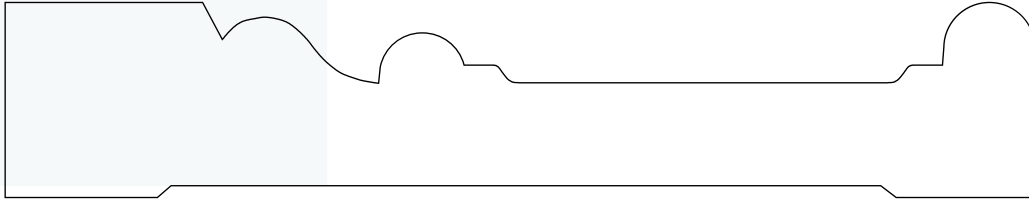
GM259 5" Case
13/16" x 5"




GM120 5 1/4" Case
1" x 5 1/4"




CASINGS



GM167 5 1/4" Case
1" x 5 1/4"

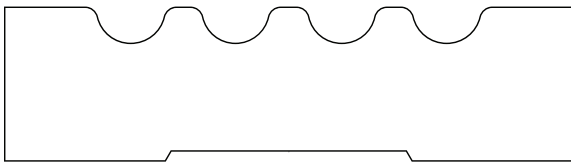


GM244 5 1/4" Case
3/4" x 5 1/4"

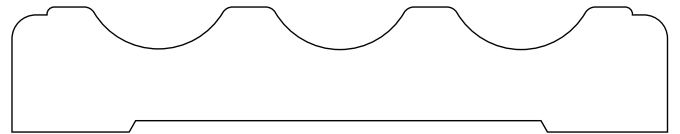


GM177 7" Case
1" x 7"

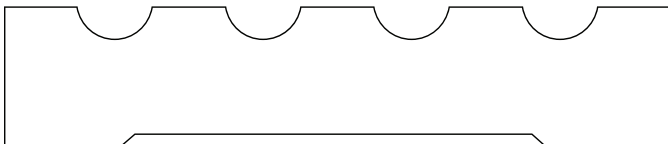
FLUTED CASINGS



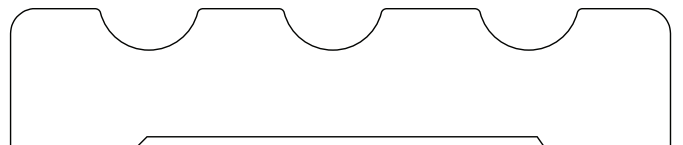
GM137 2 3/4" Fluted Case 3/4" x 2 3/4"



GM106 3 1/4" Fluted Case 5/8" x 3 1/4"

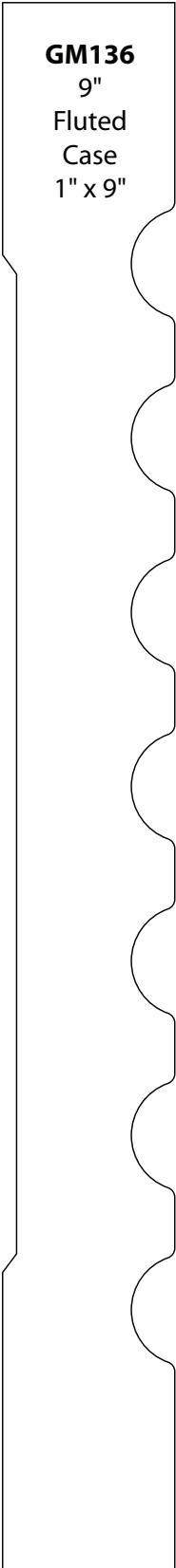


GM108 3 1/4" Fluted Case 11/16" x 3 1/4"

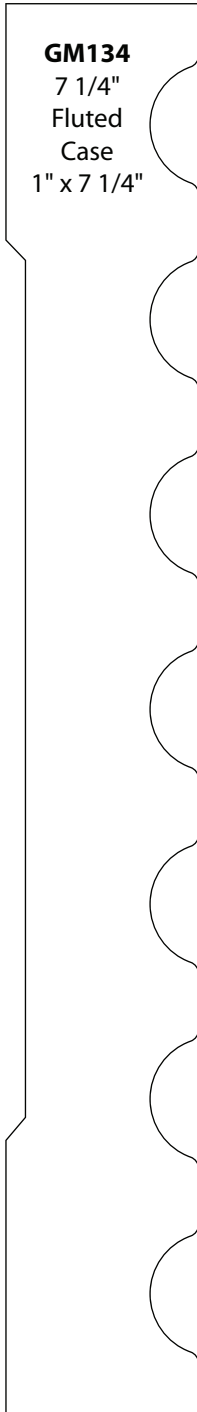


GM109 3 1/4" Fluted Case 11/16" x 3 1/4"

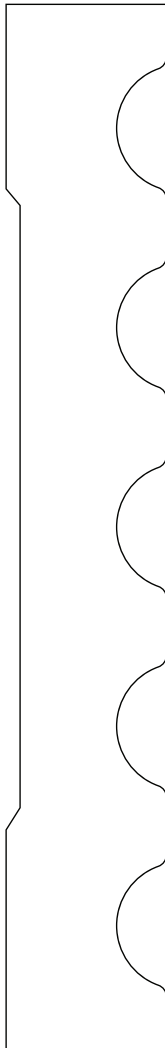
GM136
9"
Fluted
Case
1" x 9"



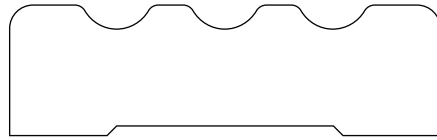
GM134
7 1/4"
Fluted
Case
1" x 7 1/4"



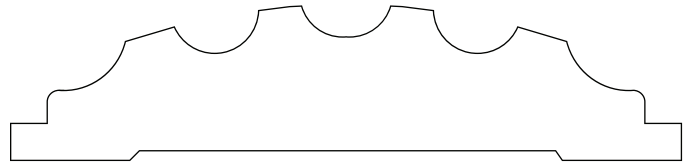
GM132 5 1/4"
Fluted Case
13/16" x 5 1/4"



GM130 2 1/4" Case
11/16" x 2 1/4"



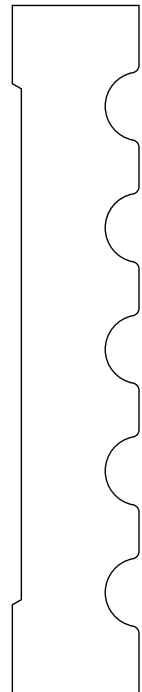
GM107 3 1/2" Radius Fluted Case
13/16" x 3 1/2"



GM112
4 1/4"
Fluted Case
11/16" x 4 1/4"



GM104
3 3/8"
Fluted Case
5/8" x 3 3/8"






(866) 378-2580

www.goodsmillwork.com


BASEBOARDS



GM437
3"
Base
9/16" x 3"




GM618
2 3/4"
Eco. Base
3/8" x 2 3/4"




GM411
3 1/4"
Base
9/16" x 3 1/4"




GM620
3 1/4"
Base
9/16" x 3 1/4"



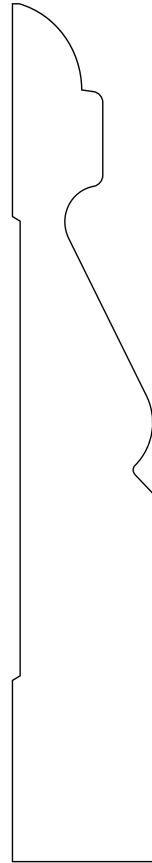
GM619
3"
Base
1/2" x 3"




GM407
3 1/4"
Base
1/2" x 3 1/4"




GM419
3 1/4"
Base
11/16" x 3 1/4"




GM144
4 1/4"
Base
3/4" x 4 1/4"




GM308
4 1/4"
Eco. Base
3/8" x 4 1/4"




GM310
4 1/4"
Base
9/16" x 4 1/4"




GM410
4 1/4"
Base
9/16" x 4 1/4"



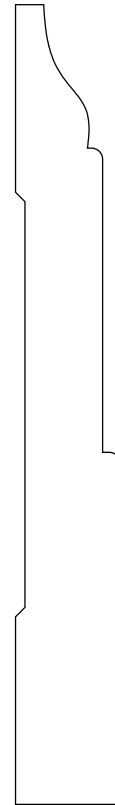
GM315
4 1/4"
Base
1/2" x 4 1/4"



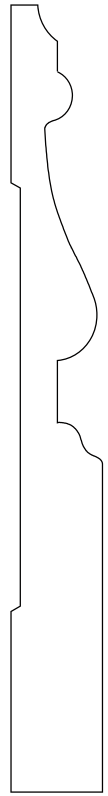
GM458
4 1/4"
Base
5/8" x 4 1/4"



GM319
4 1/4"
Base
3/4" x 4 1/4"



GM465
4 1/4"
Base
9/16" x 4 1/4"




GM337
4 1/4"
Base
1/2" x 4 1/4"

BASEBOARDS



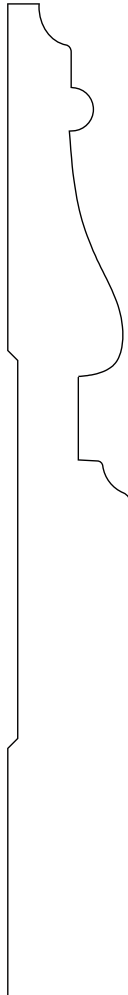
BASEBOARDS



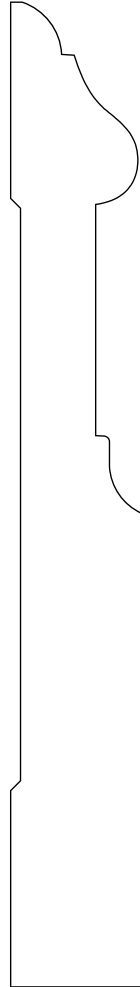
GM621
4 1/4"
Base
9/16" x 4 1/4"




GM360
4 1/2"
Base
5/8" x 4 1/2"




GM362
5"
Base
5/8" x 5"



GM364
5"
Base
11/16" x 5"




GM312
5 1/4"
Base
9/16" x 5 1/4"




GM409
5 1/4"
Base
9/16" x 5 1/4"

BASEBOARDS



GM413
5 1/4"
Base
9/16" x 5 1/4"




GM431
5 1/4"
Base
3/4" x 5 1/4"




GM433
5 1/4"
Base
3/4" x 5 1/4"




GM467
5 1/4"
Base
13/16" x 5 1/4"



GM485
5 1/4"
Base
11/16" x 5 1/4"



GM462
5 1/2"
Base
11/16" x 5 1/2"




GM366
5 1/2"
Base
3/4" x 5 1/2"



(866) 378-2580 — www.goodsmillwork.com


BASEBOARDS



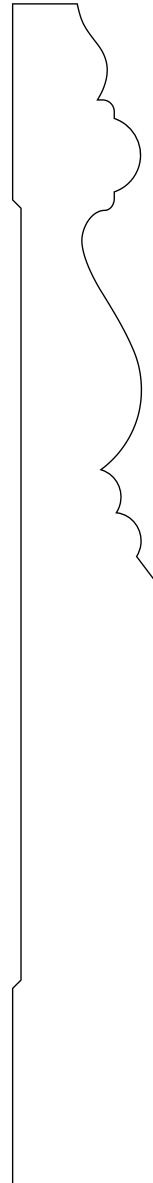
GM427
5 1/2"
Base
9/16" x 5 1/2"



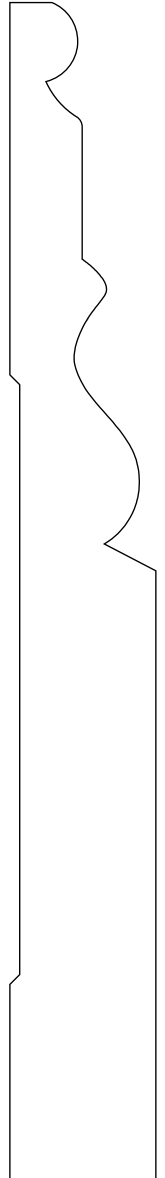
GM320
6"
Base
3/4" x 6"



GM340
6"
Base
3/4" x 6"



GM420
6"
Base
3/4" x 6"



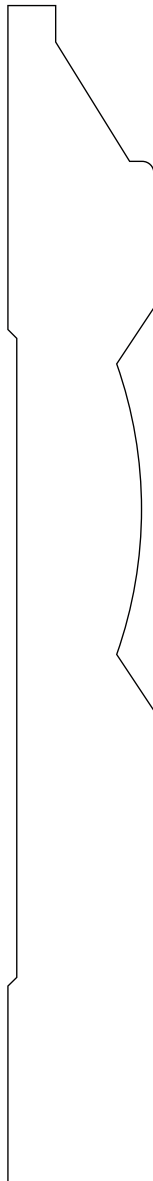
GM425
6"
Base
3/4" x 6"



GM444
6"
Base
5/8" x 6"



GM452
6 1/4"
Base
13/16" x 6 1/4"




GM463
6"
Base
3/4" x 6"



GM473
6 1/2"
Base
9/16" x 6 1/2"



GM341
6 1/4"
Base
3/4" x 6 1/4"




GM323
7 1/8"
Base
3/4" x 7 1/8"


BASEBOARDS



BASEBOARDS



GM321
7 1/4" Base
3/4" x 7 1/4"




GM322
7 1/4" Base
1 1/4" x 7 1/4"



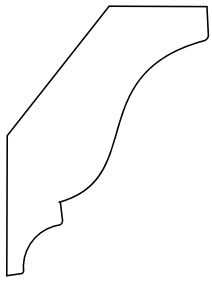
GM368
7 1/4" Base
3/4" x 7 1/4"



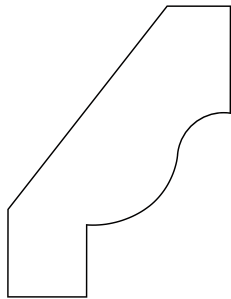
GM426
7 1/4" Base
3/4" x 7 1/4"



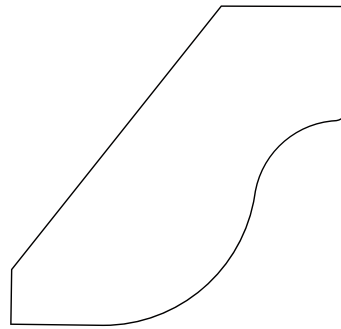
GM453
7 1/4" Base
13/16" x 7 1/4"



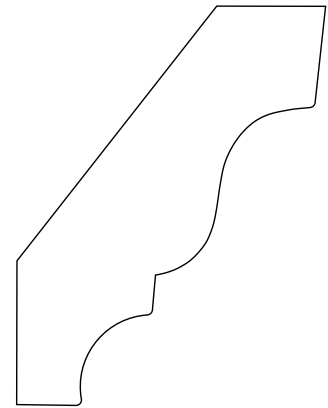
GM630
1 1/2" Crown
7/16" x 1 1/2"



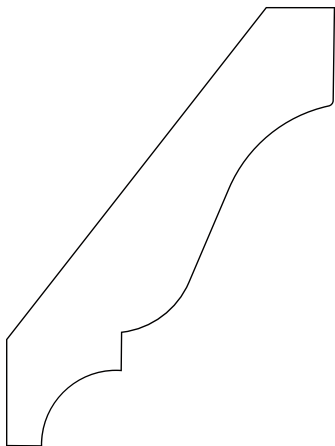

GM600
1 3/4" Crown
9/16" x 1 3/4"



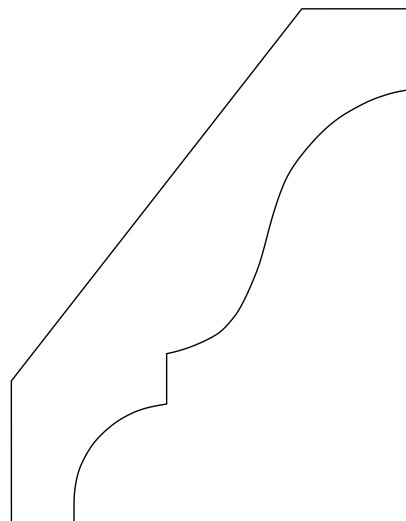
GM640
2 1/4" Crown
13/16" x 2 1/4"



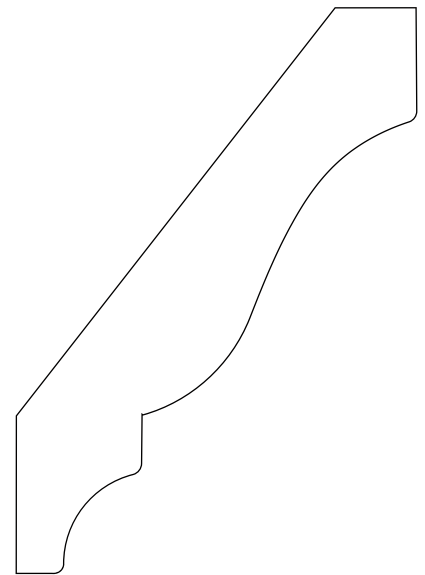
GM601
2 1/2" Crown
11/16" x 2 1/2"



GM606
2 3/4"
Crown
9/16" x 2 3/4"



GM603
3 1/4"
Crown
11/16" x 3 1/4"

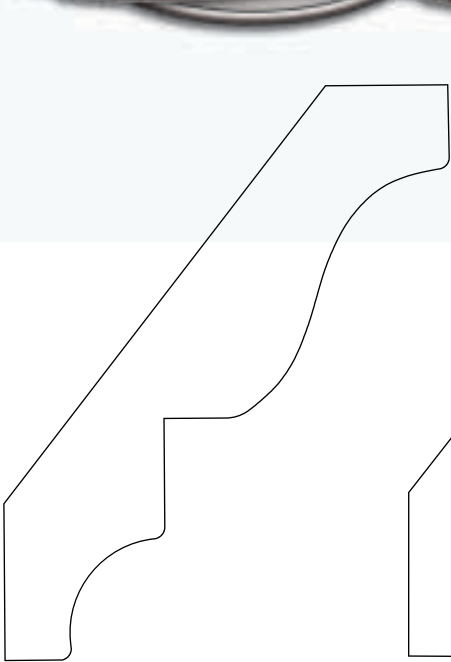


GM604
3 5/8"
Crown
11/16" x 3 5/8"

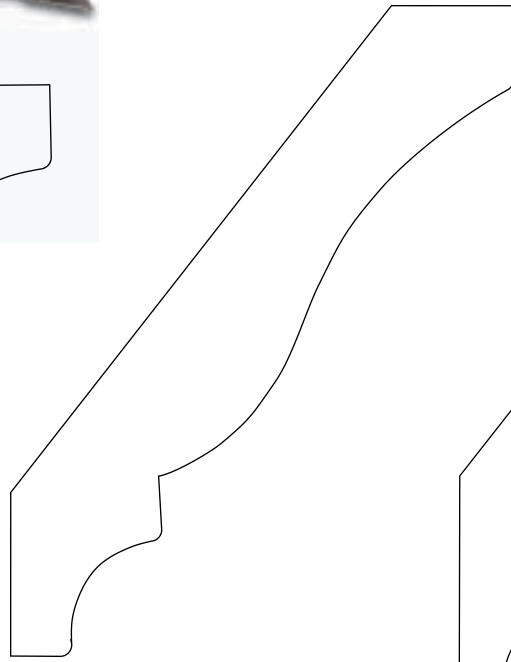
CROWNS



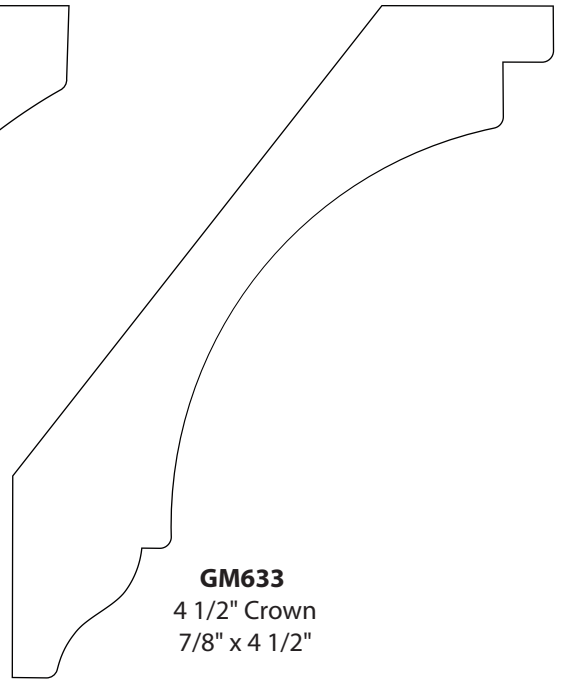
CROWNS



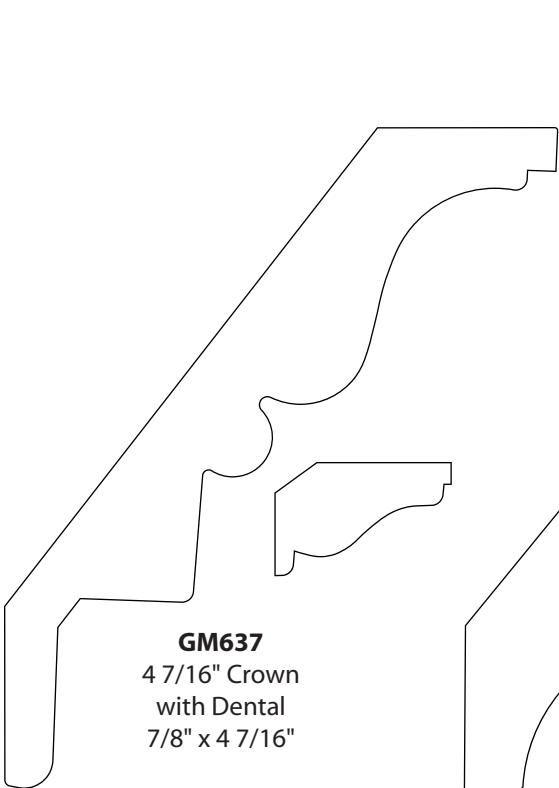
GM658
3 3/4"
Crown
3/4" x 3 3/4"



GM605
4 1/4"
Crown
3/4" x 4 1/4"



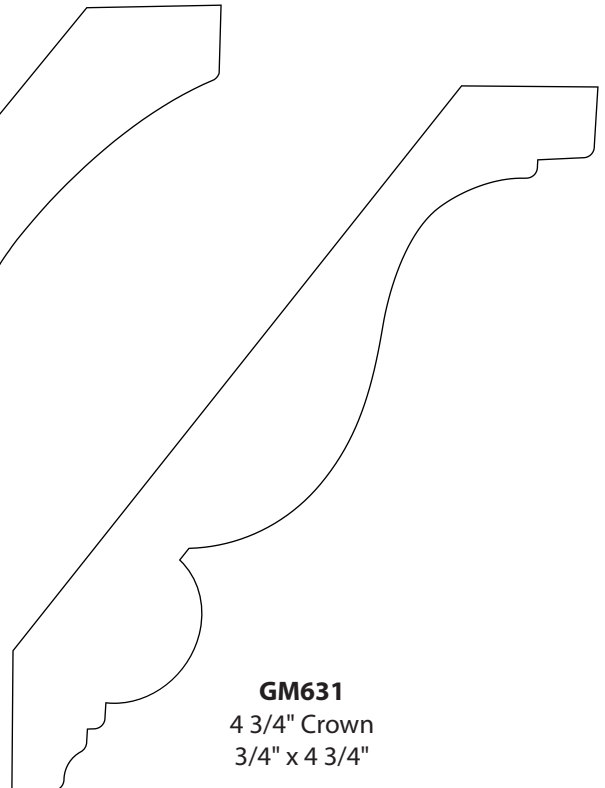
GM633
4 1/2" Crown
7/8" x 4 1/2"



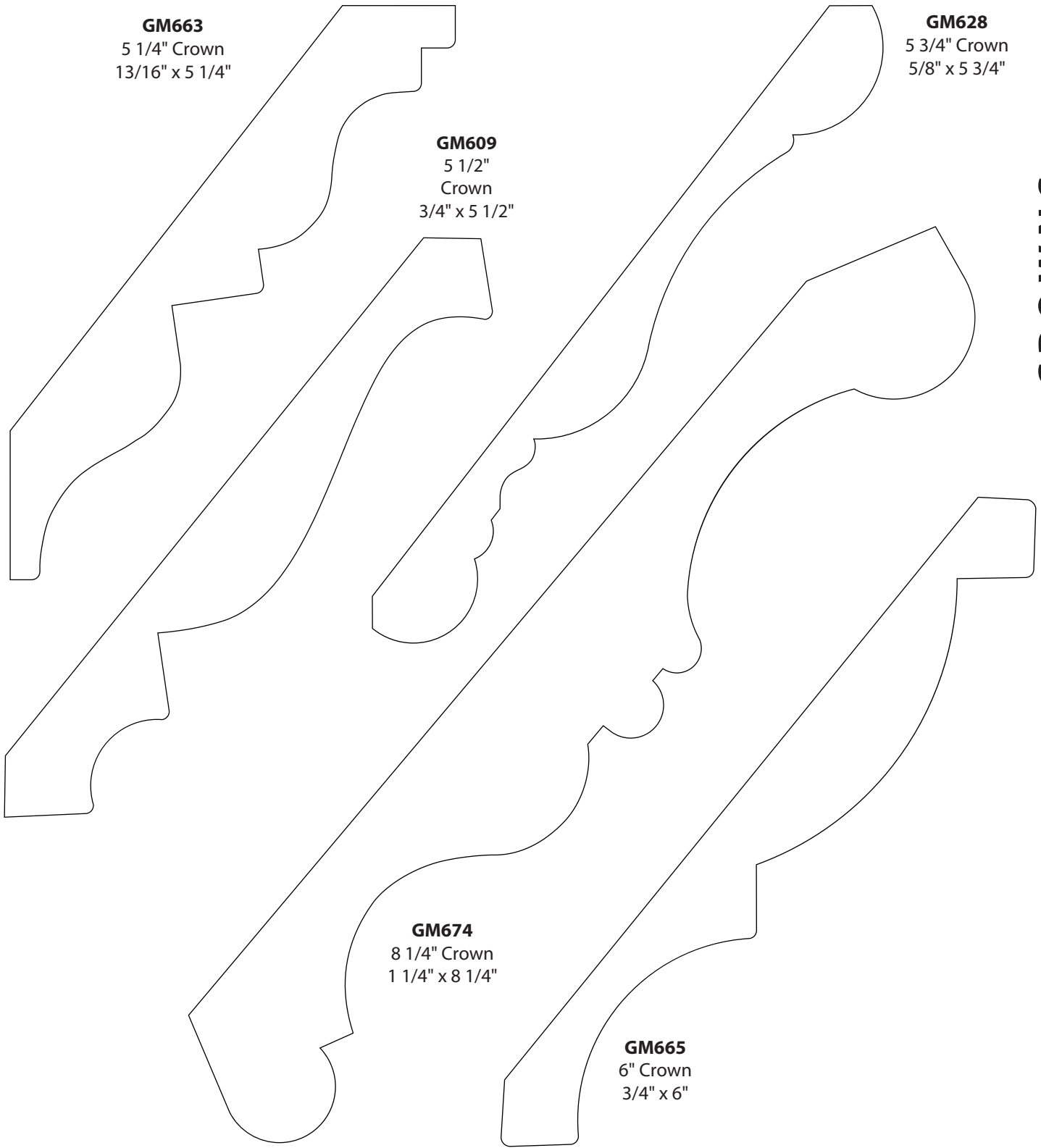
GM637
4 7/16" Crown
with Dental
7/8" x 4 7/16"



GM608
5 1/4" Crown
3/4" x 5 1/4"



GM631
4 3/4" Crown
3/4" x 4 3/4"



GM663
5 1/4" Crown
13/16" x 5 1/4"

GM609
5 1/2"
Crown
3/4" x 5 1/2"

GM628
5 3/4" Crown
5/8" x 5 3/4"

GM674
8 1/4" Crown
1 1/4" x 8 1/4"

GM665
6" Crown
3/4" x 6"

CROWNS



CROWNS

GM650
7" Crown
13/16" x 7"

GM610
6 1/4" Crown
3/4" x 6 1/4"

GM654
6 1/4" Crown
13/16" x 6 1/4"

GM647
7" Crown
13/16" x 7"

GM643
7 1/8" Crown
1 1/16" x 7 1/8"

GM672
7 1/4" Crown
1" x 7 1/4"

CROWNS

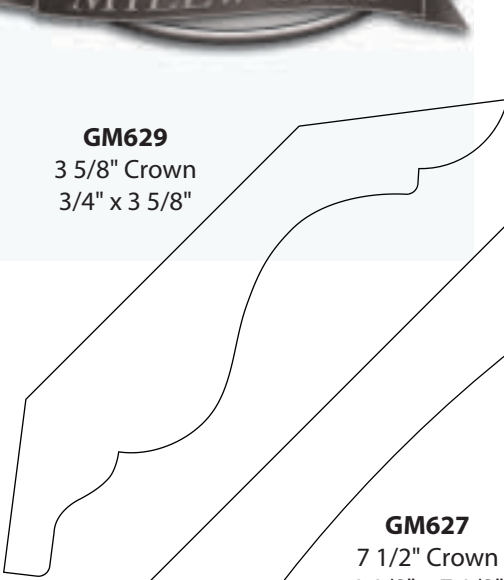
GM639
7 1/4" Crown
1" x 7 1/4"

GM675
7 1/4" Crown
1" x 7 1/4"

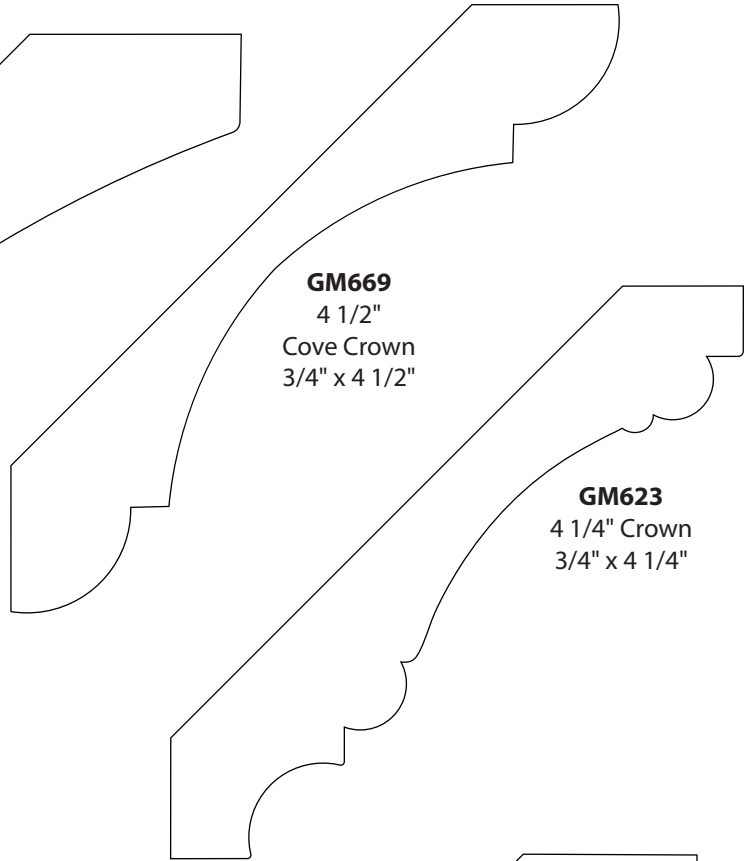


CROWNS


GM629
3 5/8" Crown
3/4" x 3 5/8"



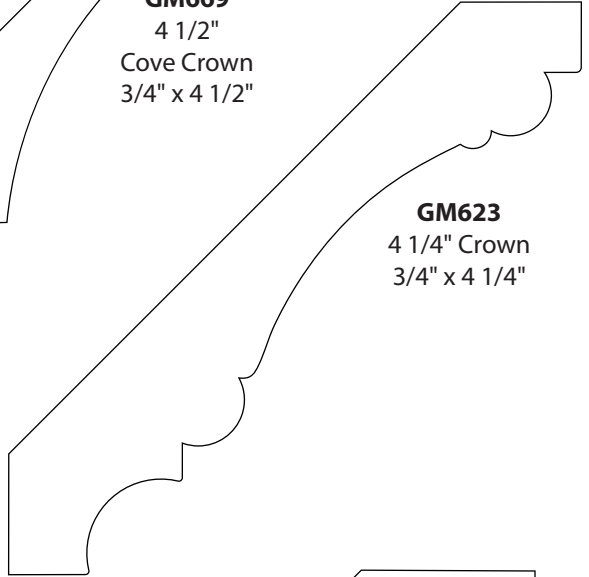
GM669
4 1/2"
Cove Crown
3/4" x 4 1/2"



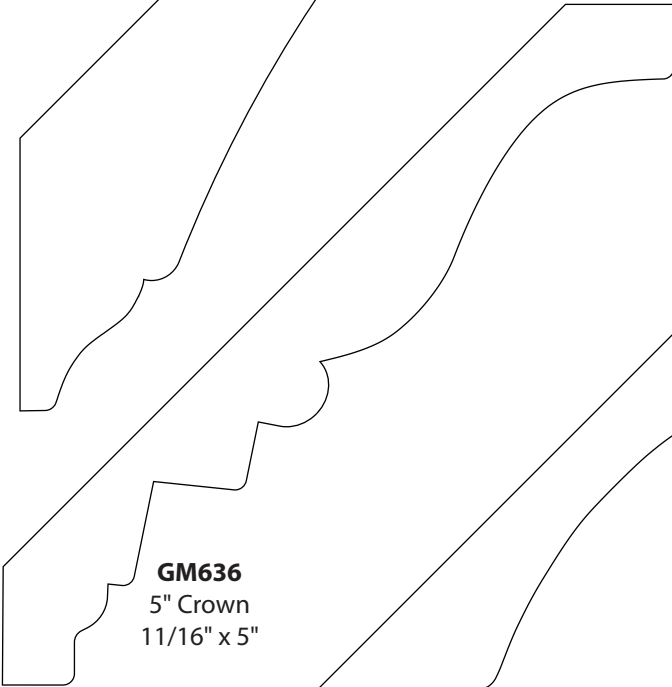
GM627
7 1/2" Crown
1 1/8" x 7 1/2"



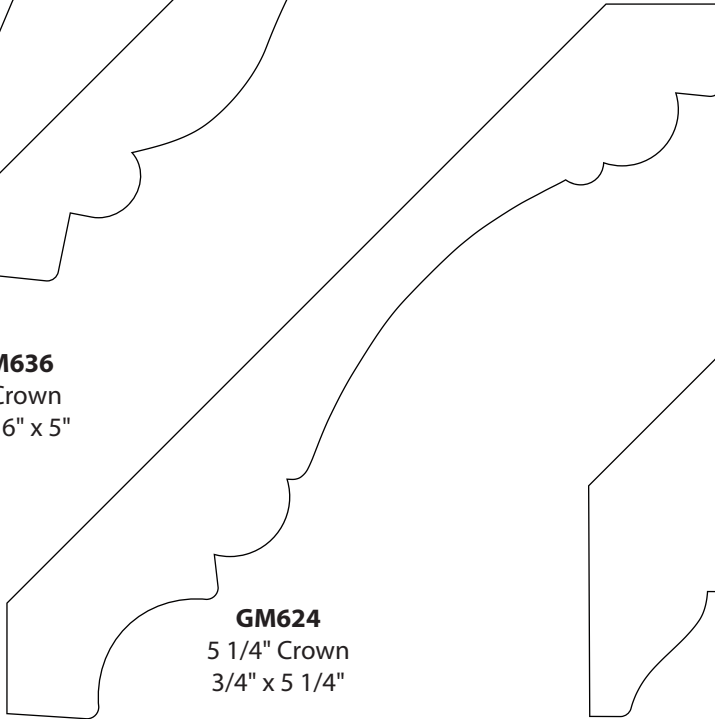
GM623
4 1/4" Crown
3/4" x 4 1/4"



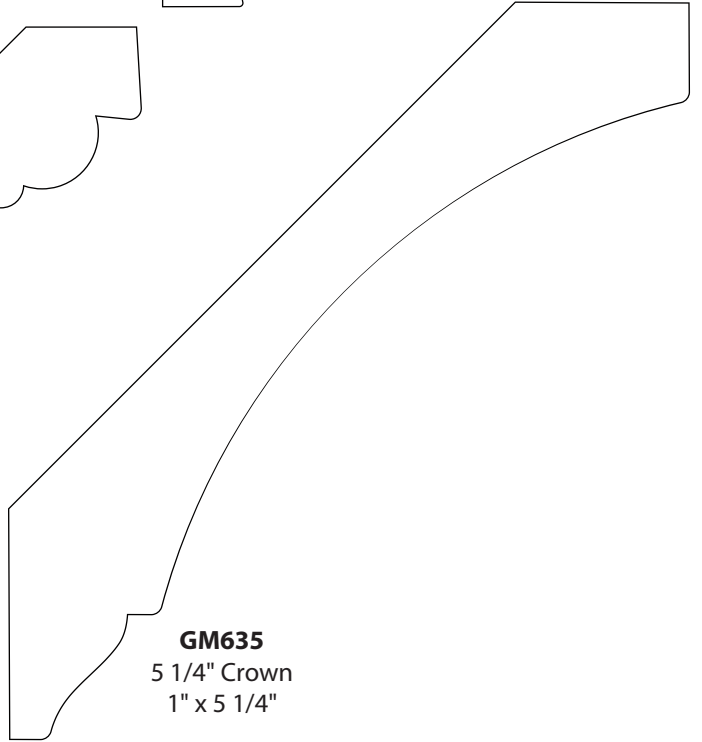
GM636
5" Crown
11/16" x 5"

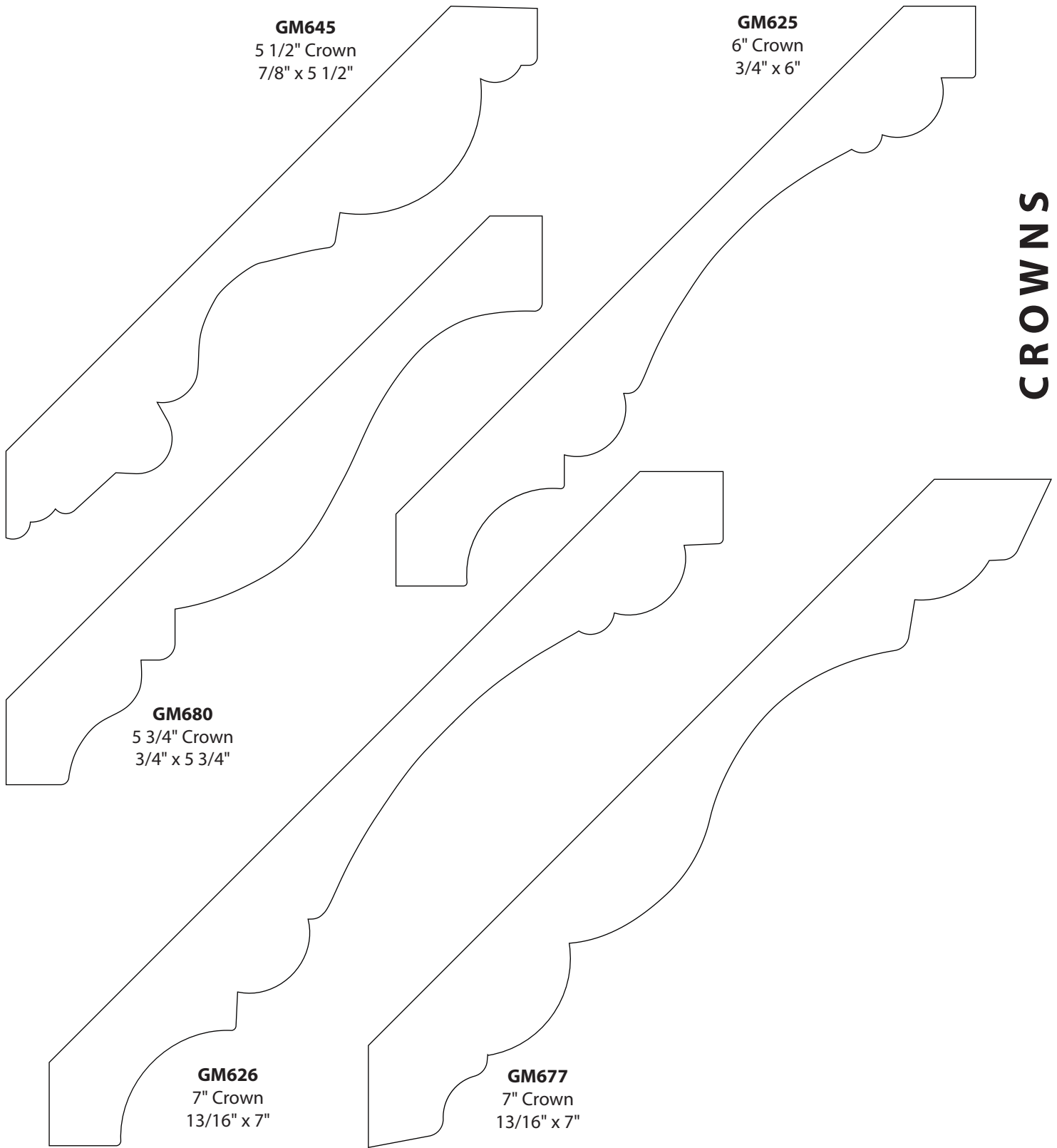


GM624
5 1/4" Crown
3/4" x 5 1/4"



GM635
5 1/4" Crown
1" x 5 1/4"





CROWNS




(866) 378-2580 — www.goodsmillwork.com

CROWNS

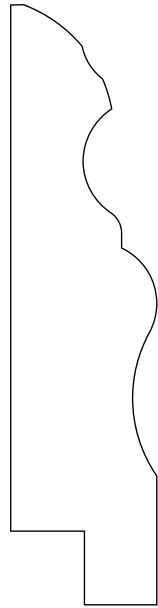
GM671
7 7/8" Crown
3/4" x 7 7/8"

GM612
11 1/2" Crown
1 3/4" x 11 1/2"
Not shown to actual size

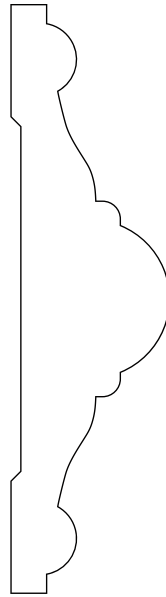
GM678
8 1/2" Crown
1" x 8 1/2"



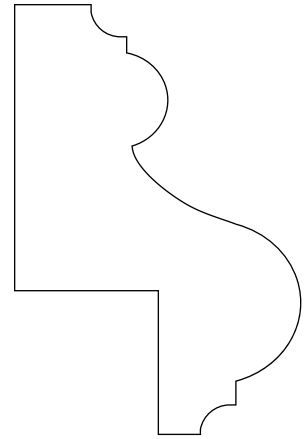
GM232
3 1/4" Chair Rail
11/16" x 3 1/4"



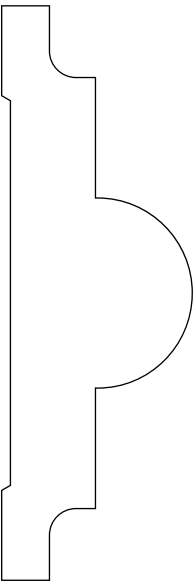
GM342
3 1/16" Chair Rail
3/4" x 3 1/16"



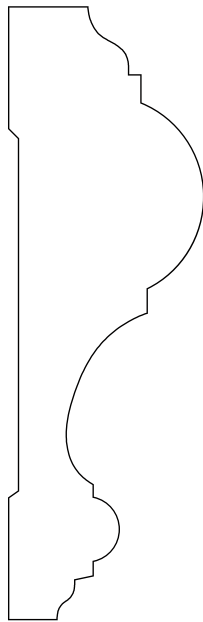
GM519
3" Chair Rail
13/16" x 3"



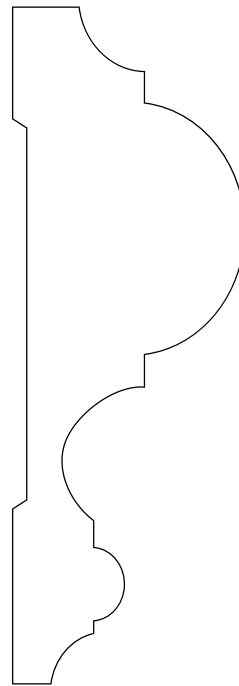
GM827
2 1/4" Chair Rail
1 1/2" x 2 1/4"



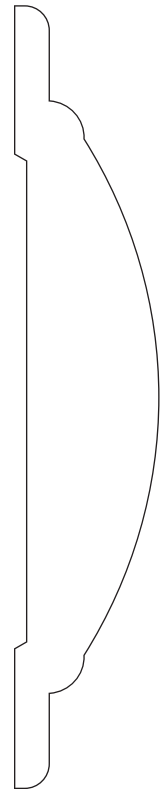
GM576
3" Chair Rail
1" x 3"



GM501
3 1/8" Chair Rail
1" x 3 1/8"



GM581
3 5/8" Chair Rail
1 1/4" x 3 5/8"



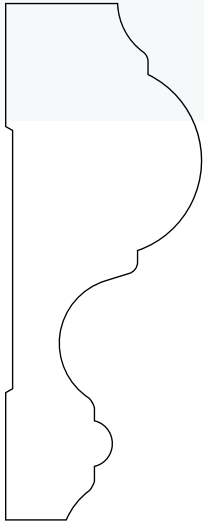
GM514
4" Chair Rail
3/4" x 4"



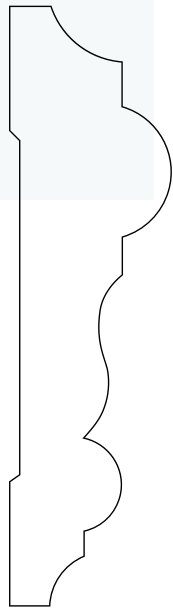
(866) 378-2580

www.goodsmillwork.com

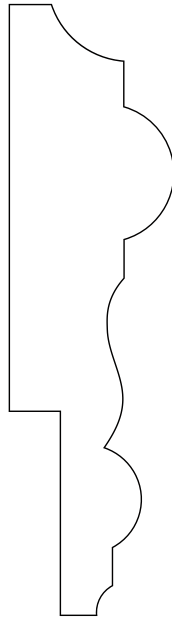
CHAIR RAILS



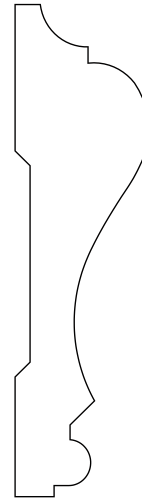
GM502
2 5/8" Chair Rail
1" x 2 5/8"



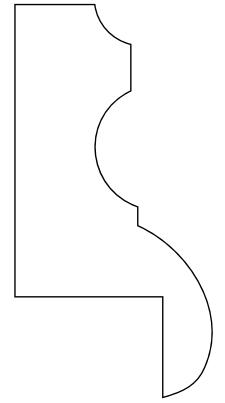
GM505
3" Chair Rail
13/16" x 3"



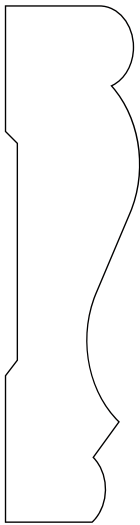
GM507 3"
Chair Rail with Dado
13/16" x 3"




GM500
2 1/2" Case
11/16" x 2 1/2"



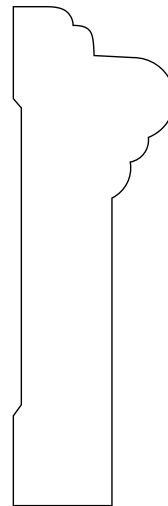
GM545
2" Chair Rail
1" x 2"



GM509
2 5/8" Chair Rail
11/16" x 2 5/8"



GM528
2 3/8" Chair Rail
3/4" x 2 3/8"



GM532
2 1/2" Chair Rail
13/16" x 2 1/2"



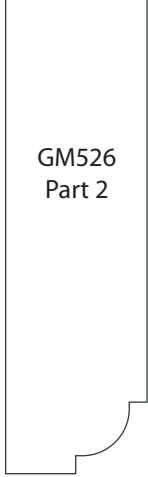
GM513
4" Chair Rail
3/8" x 4"

CHAIR RAILS



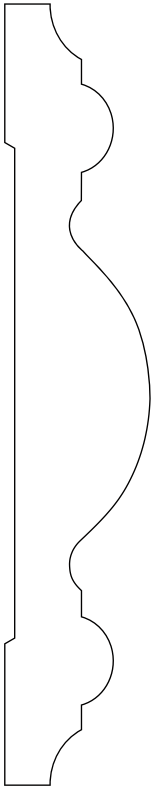
GM525
Part 1

GM525
Chair Rail
3/4" x 1 1/2"



GM526
Part 2


GM526
Chair Rail
3/4" x 2 1/2"




GM536
4" Chair Rail
3/4" x 4"



GM233
4 1/4" Chair Rail
11/16" x 4 1/4"



GM226
4 5/8" Chair Rail
11/16" x 4 5/8"




GM161
5 1/8" Chair Rail
3/4" x 5 1/8"




(866) 378-2580 — www.goodsmillwork.com

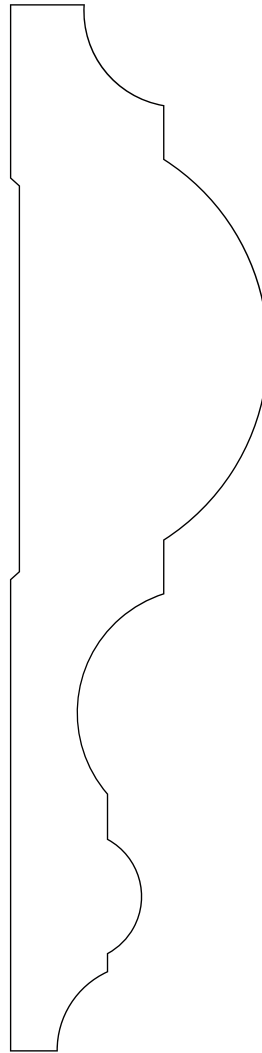
CHAIR RAILS




GM209
5 1/4" Chair Rail
1 7/16" x 5 1/4"



GM520
5 1/4" Chair Rail
9/16" x 5 1/4"



GM582
5 5/16" Chair Rail
1 5/16" x 5 5/16"


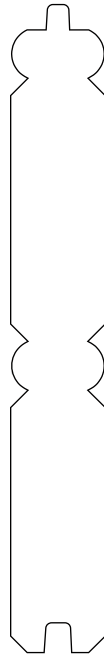


GM567
5 1/2" Chair Rail
3/4" x 5 1/2"

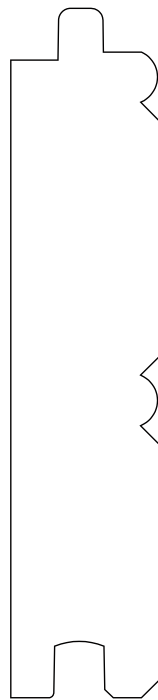
GM922
3 3/8"
Wainscot
3/8" x 3 3/8"



GM925
3 1/4"
Wainscot
1/2" x 3 3/8"




GM828
5 1/4"
Wainscott
3/4" x 5 9/16"




GM924
3 1/4"
Wainscot
3/4" x 3 1/2"



GM957
3 1/4"
Wainscot
1/2" x 3 1/2"



GM933
6 3/4"
Wainscot
5/8" x 7 1/4"



GM954
5 1/4"
Wainscot
3/4" x 5 1/2"


WAINSCOT



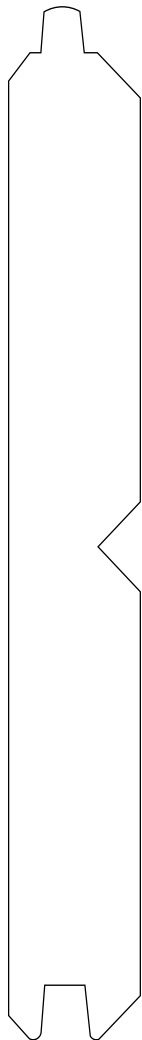
(866) 378-2580

www.goodsmillwork.com

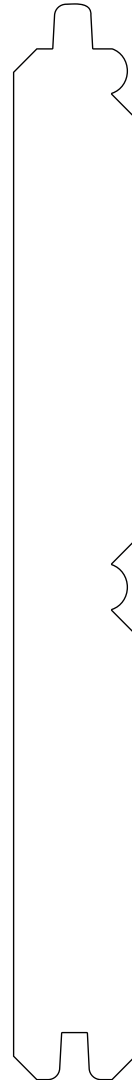
WAINSCOT




GM966
4 1/2"
Wainscot
3/4" x 4 3/4"



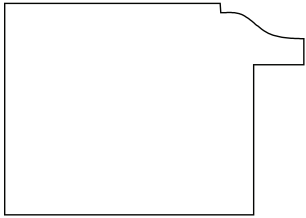
GM953
5 1/4"
Wainscot
3/4" x 5 1/4"



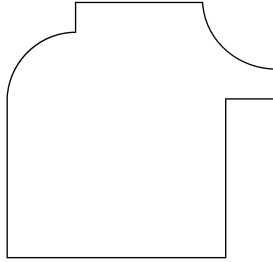
GM956
5 1/4"
Wainscot
5/8" x 5 1/2"



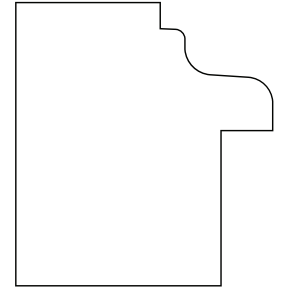
GM955
7 1/2"
Wainscot
3/4" x 7 1/2"



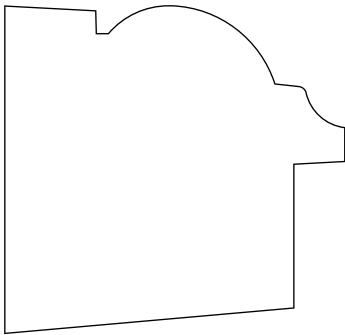
GM139
1 1/2" Backband
1 1/16" x 1 1/2"




GM141
1 3/8" Backband
1 5/16" x 1 3/8"



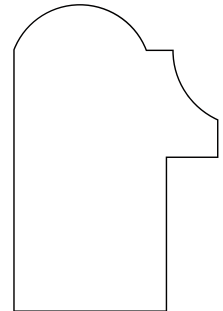
GM143
1 3/8" Backband
1 1/4" x 1 3/8"



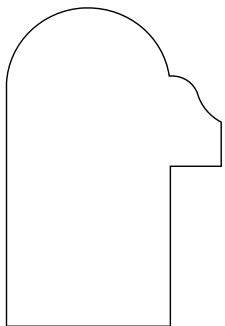
GM170
1 11/16" Backband
1 3/4" x 1 11/16"



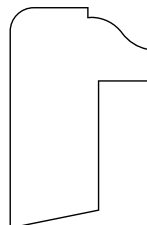
GM201
1 1/8" Backband
1 1/16" x 1 1/8"



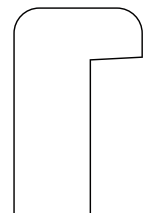
GM207
1 1/2" Backband
1" x 1 1/2"



GM204
1 9/16" Backband
1 1/16" x 1 9/16"



GM385
1 1/8" Backband
11/16" x 1 1/8"

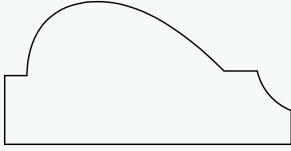


GM830
1" Backband
5/8" x 1"

BACKBANDS



(866) 378-2580 — www.goodsmillwork.com



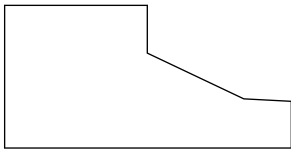
GM380
1 3/8" Panel Mould
11/16" x 1 3/8"



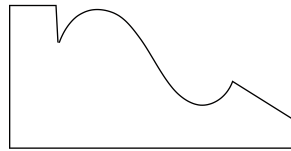
GM549
2" Panel Mould
13/16" x 2"



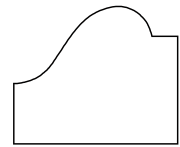
GM589
3/4" Screen Mould
3/8" x 3/4"



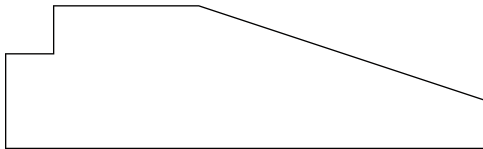
GM598
1 1/2" Panel Mould
3/4" x 1 1/2"



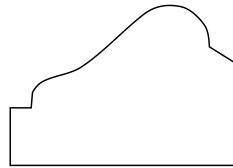
GM818
1 1/2" Panel Mould
3/4" x 1 1/2"



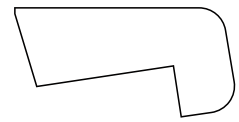
GM819
25/32" Panel Mould
5/8" x 25/32"



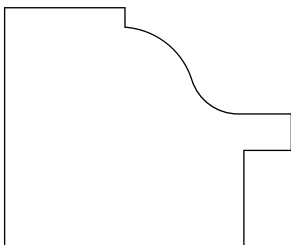
GM831
2 1/2" Panel Mould
3/4" x 2 1/2"



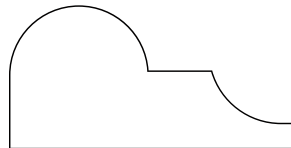
GM833
1 1/16" Panel Mould
3/4" x 1 1/16"



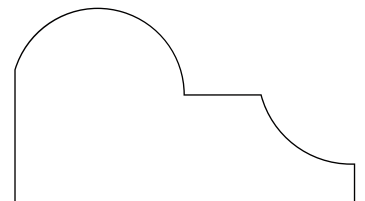
GM838
1" Panel Mould
1/2" x 1"



GM843
1 1/2" Panel Mould
1 1/4" x 1 1/2"



GM850
1 3/8" Panel Mould
11/16" x 1 3/8"

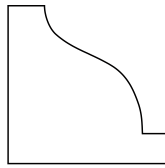


GM851
1 3/4" Panel Mould
1" x 1 3/4"

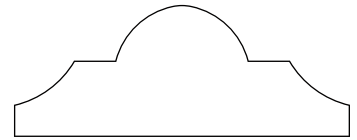
MOULDINGS



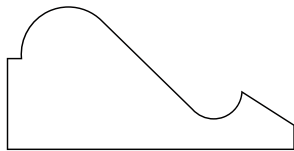
GM853
1 1/2" Panel Mould
7/16" x 1 1/2"



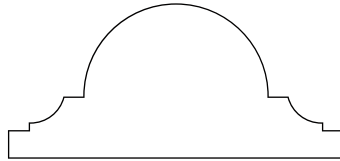
GM854
3/4" Panel Mould
3/4" x 3/4"



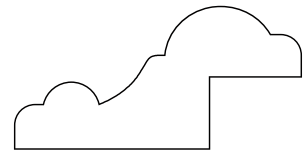
GM857
1 3/4" Flat Astragal
11/16" x 1 3/4"



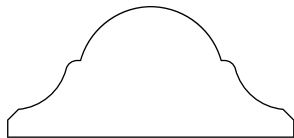
GM858
1 3/8" Panel Mould
11/16" x 1 3/8"



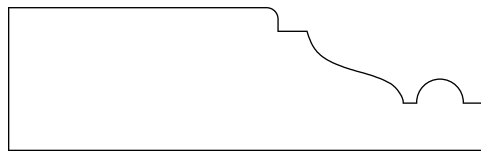
GM861
1 3/4" Flat Astragal
13/16" x 1 3/4"



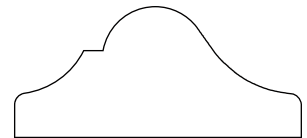
GM928
1 3/8" Panel Mould
11/16" x 1 3/8"



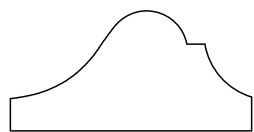
GM885
1 1/2" Flat Astragal
11/16" x 1 1/2"



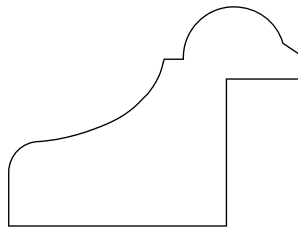
GM903
2 1/2" Panel Mould
3/4" x 2 1/2"



GM942
1 1/2" Panel Mould
11/16" x 1 1/2"



GM943
1 1/8" Panel Mould
9/16" x 1 1/8"



GM960
1 1/2" Panel Mould
1 1/8" x 1 1/2"



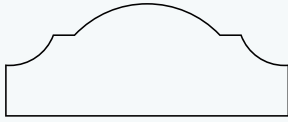
GM962
5/8" Panel Mould
5/8" x 5/16"

MOULDINGS

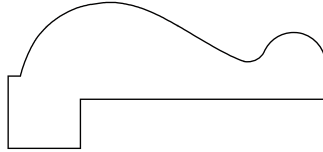


(866) 378-2580

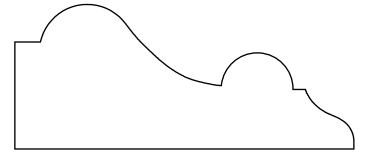
www.goodsmillwork.com




GM963
1 1/4" Panel Mould
1/2" x 1 1/4"



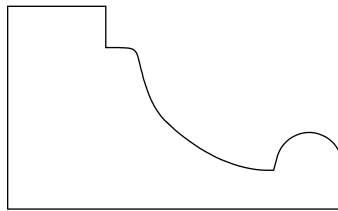
GM964
1 5/8" Panel Mould
3/4" x 1 5/8"



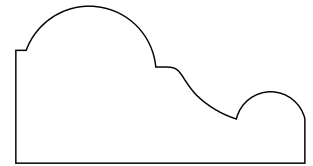
GM965
1 3/4" Panel Mould
3/4" x 1 3/4"



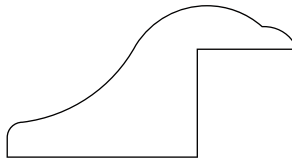
GM968
1" Panel Mould
1/4" x 1"



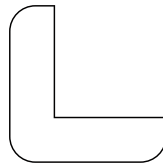
GM969
1 3/4" Panel Mould
1 1/16" x 1 3/4"



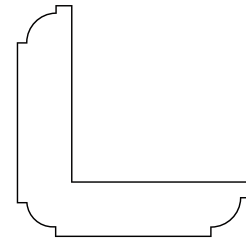
GM970
1 3/8" Panel Mould
3/4" x 1 3/8"



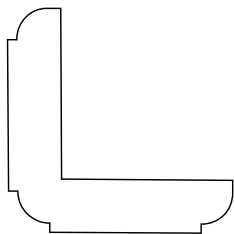
GM987
1 1/2" Panel Mould
25/32" x 1 1/2"



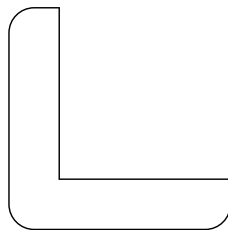
GM988
3/4" Outside Corner
3/4" x 3/4"



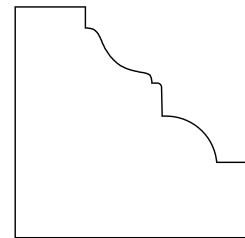
GM989
1 1/8" O-gee Outside Corner
1 1/8" x 1 1/8"



GM990
1 1/16" O-gee Outside Corner
1 1/16" x 1 1/16"

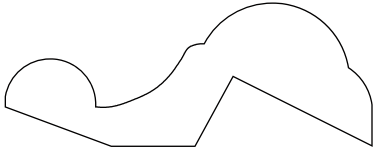


GM991
1 1/16" Outside Corner
1 1/16" x 1 1/16"




GM998
1 1/8" Panel Mould
1 1/8" x 1 1/8"

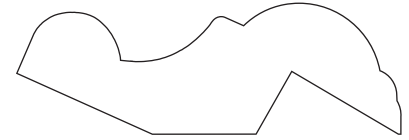
MOULDINGS



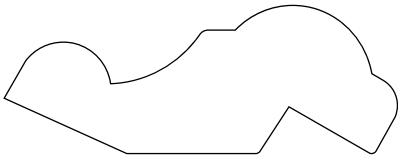
GM978
1 15/16" Panel Mould
3/4" x 1 15/16"



GM979
2" Panel Mould
25/32" x 2"

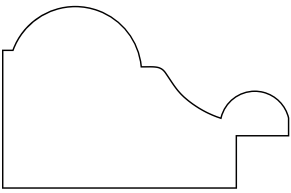


GM842
2" Panel Mould
11/16" x 2"




GM983
2 1/16" Panel Mould
25/32" x 2 1/16"

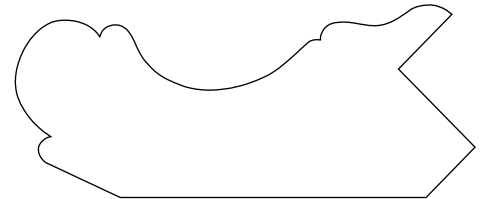
PICTURE MOULDS



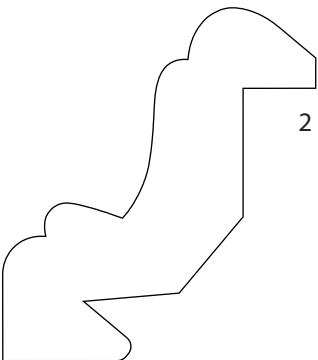
GM971
1 3/4" Picture Mould
7/8" x 1 3/8"



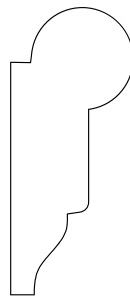
GM975
2 1/2" Picture Mould
1 1/16" x 2 1/2"



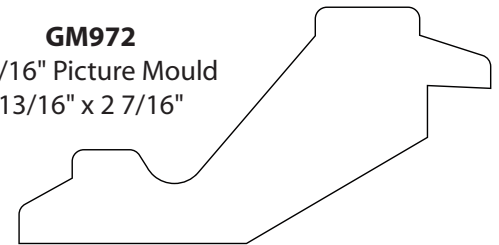
GM976
2 3/8" Picture Mould
1" x 2 3/8"



GM977
2 1/4" Picture Mould
13/16" x 2 1/4"



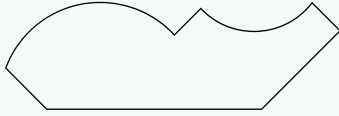
GM503
1 3/4" Picture Mould
3/4" x 1 3/4"



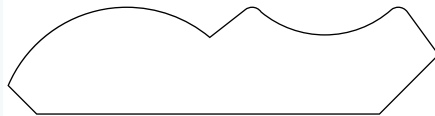
GM972
2 7/16" Picture Mould
13/16" x 2 7/16"



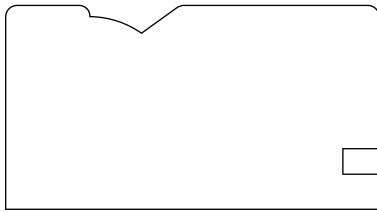
(866) 378-2580 — www.goodsmillwork.com



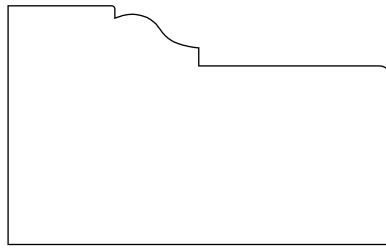
GM939
1 3/4" Bed Mould
9/16" x 1 3/4"



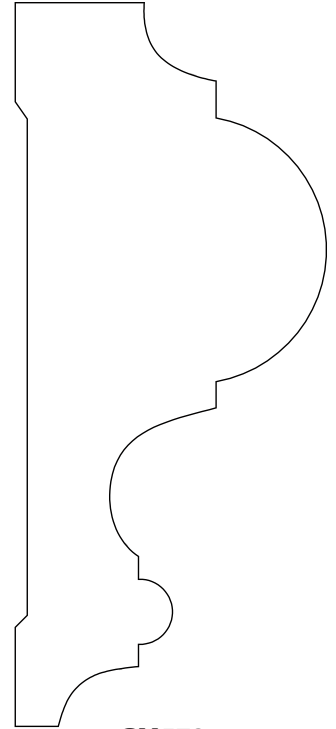
GM935
2 1/4" Bed Mould
9/16" x 2 1/4"



GM174
Brick Mould
1 1/16" x 1 15/16"




GM173
2" Brick Mould
1 1/4" x 2"



GM572
3 5/8" Mantle Mould
1 9/16" x 3 5/8"

DENTIL & ROPE MOULDING

MOULDINGS



GM693
3/4" Dentil Mould
1/2" x 3/4"

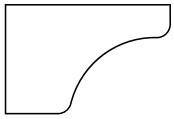


GM690
1/2" Dentil Mould
1/2" x 1/2"

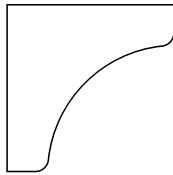


GM685 1/2" Rope Mould (also available)
1/4" x 1/2"

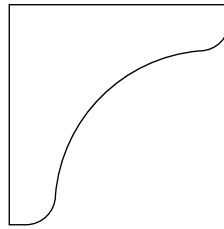
GM687
3/4" Rope Mould
3/8" x 3/4"



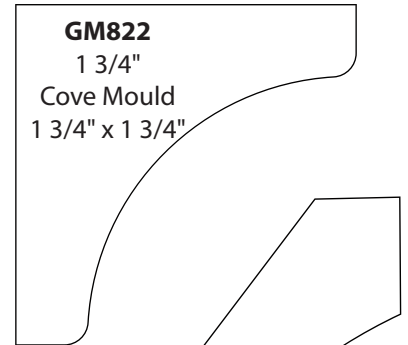
GM846
1/2"
Cove Mould
1/2" x 3/4"



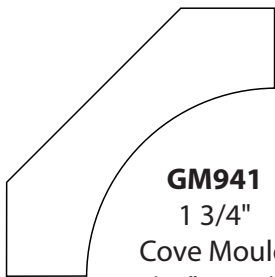
GM940
3/4"
Cove Mould
3/4" x 3/4"



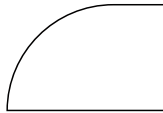
GM816
1 1/8"
Cove Mould
1 1/8" x 1 1/8"



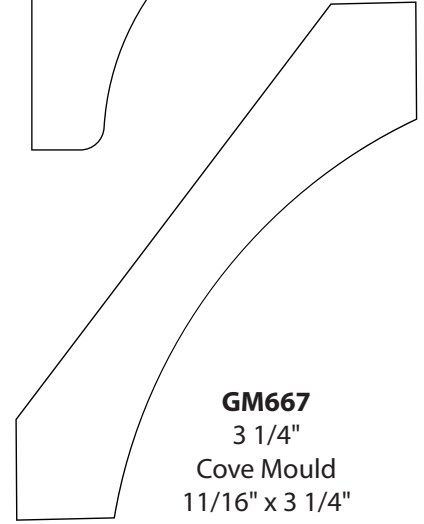
GM822
1 3/4"
Cove Mould
1 3/4" x 1 3/4"



GM941
1 3/4"
Cove Mould
9/16" x 1 3/4"



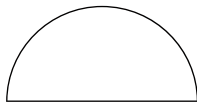
GM395
3/4" Base Shoe
1/2" x 3/4"



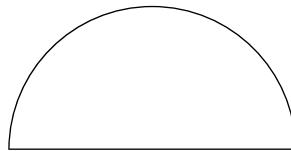
GM667
3 1/4"
Cove Mould
11/16" x 3 1/4"



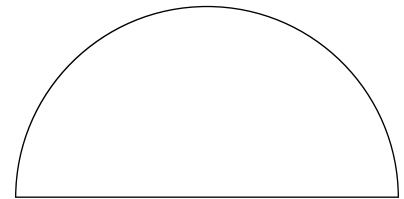
GM992
3/4"
Half Round
3/8" x 3/4"



GM993
1"
Half Round
1/2" x 1"



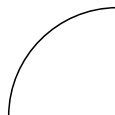
GM994
1 1/2"
Half Round
3/4" x 1 1/2"



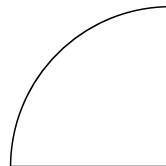
GM995
2"
Half Round
1" x 2"



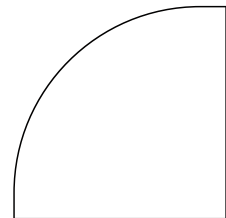
GM916
3/8"
Quarter Round
3/8" x 3/8"



GM919
1/2"
Quarter Round
1/2" x 1/2"



GM920
3/4"
Quarter Round
3/4" x 3/4"



GM921
1"
Quarter Round
1" x 1"



(866) 378-2580


www.goodsmillwork.com

SCREEN BEADS



GM944

7/16" Screen Bead
7/16" x 1/4"



GM945

1/2" Screen Bead
1/4" x 1/2"



GM946

3/4" Corrugated Screen Bead
1/4" X 3/4"

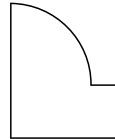
GLASS BEADS



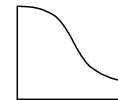
GM829 15/32"
Glass Bead
9/32" x 15/32"



GM934 3/8"
Glass Bead
3/8" x 3/8"



GM936 1/2"
Glass Bead
5/8" x 1/2"

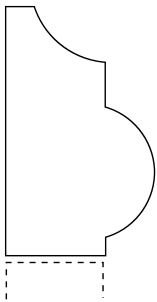


GM959 1/2"
Glass Bead
7/16" x 1/2"



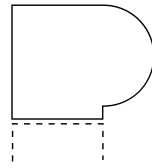
GM961 1/2"
Glass Bead
7/16" x 1/2"

BASE CAPS



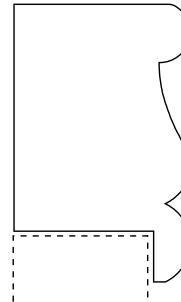
GM381

1 1/4" Base Cap
3/4" x 1 1/4"



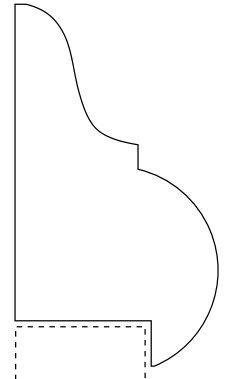
GM383

11/16" Base Cap
9/16" x 11/16"



GM387

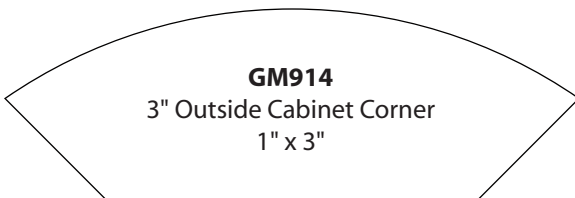
1 3/8" Base Cap
7/8" x 1 3/8"



GM863

2" Base Cap
1 1/8" x 2"

CABINET CORNERS



GM914

3" Outside Cabinet Corner
1" x 3"

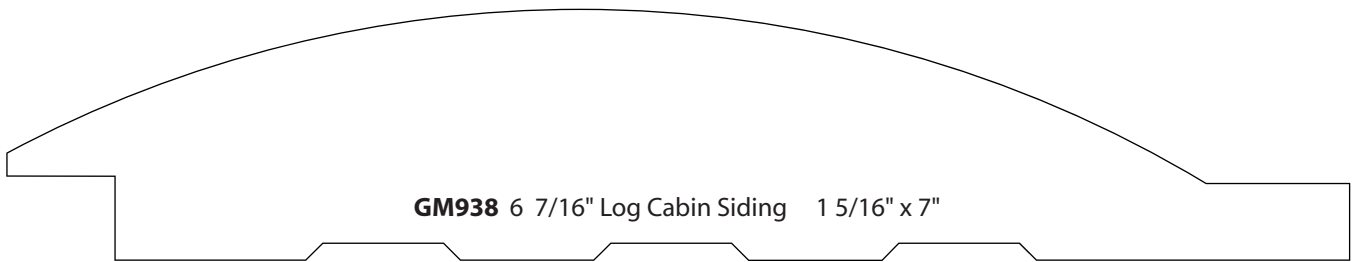
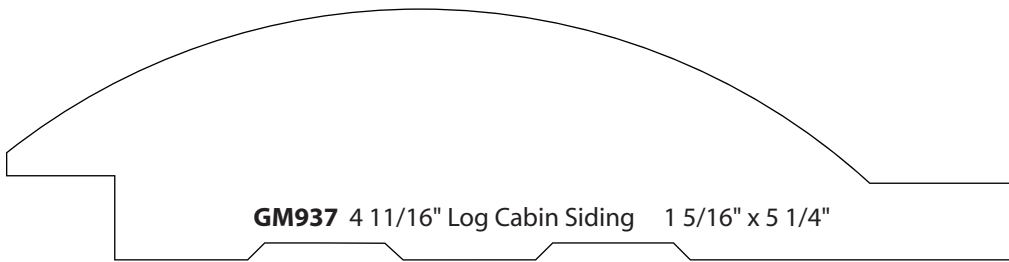
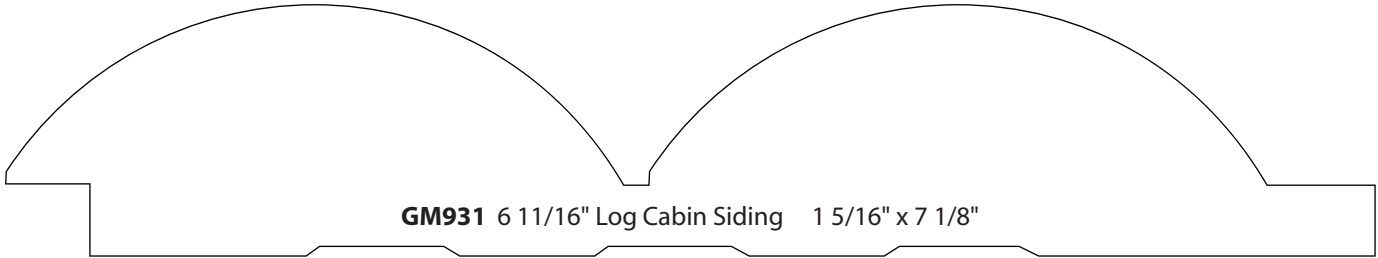


GM915

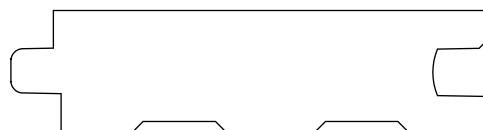
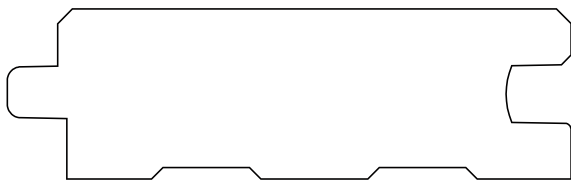
3 1/8" Fluted Cabinet Corner
1" x 3 1/8"

MISCELLANEOUS

LOG CABIN SIDING



TONGUE AND GROOVE FLOORING




MISCELLANEOUS




(866) 378-2580

www.goodsmillwork.com



GM390
3 1/2"
Plinth Block
1" x 3 1/2" x 8"



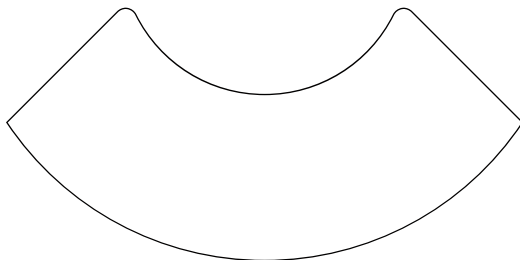
GM399
Outside
Corner Plinth
1 3/4" x 1 3/4" x 8"



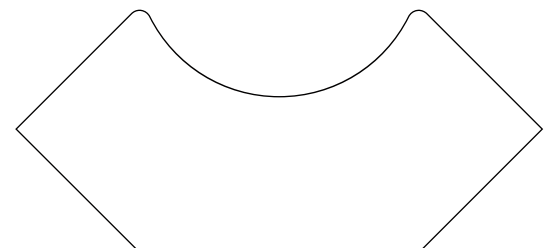
GM398
3 1/2"
Inside Corner
Plinth Block
3/4" x 3/4" x 8"

GM392
4 1/2"
Plinth Blocks
1" x 4 1/2" x 8"

ROSETTES & PLINTHS




GM394
Radius Drywall
Corner Plinth Rounded
1 5/16" x 2 23/32" x 8"




GM393
Radius Drywall
Corner Plinths
1 1/4" x 2 3/4" x 8"



Custom Rosettes and Keystones Available
Specify Size and Species




GM948 2 1/2" Victorian Rosette
2 1/2" x 2 1/2" x 7/8"



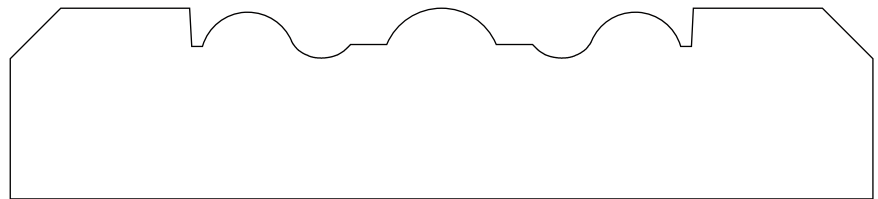
GM952 3 1/2" Rosette
1" x 3 1/2" x 3 1/2"



Butterfly Casing
and Square Rosette




GM950 4 1/2" Rosette
1" x 4 1/2" x 4 1/2"



GM947 4 1/2" Rosette
1" X 4 1/2" x 4 1/2"



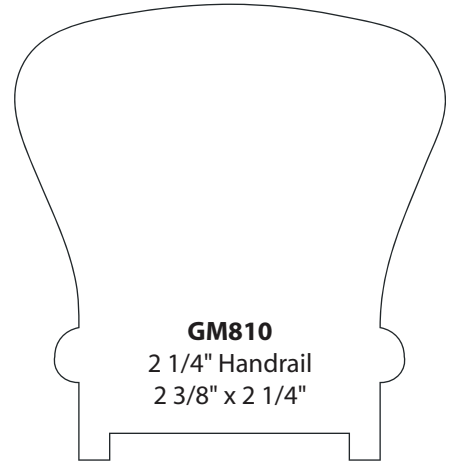
STAIR PARTS



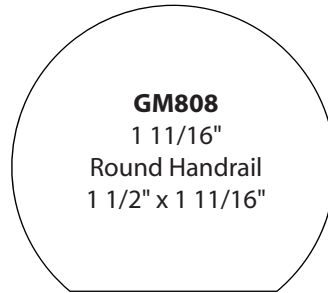
GM967
Oval Handrail Rosette
3/4" x 4 7/16" x 6"
(Shown at half size)



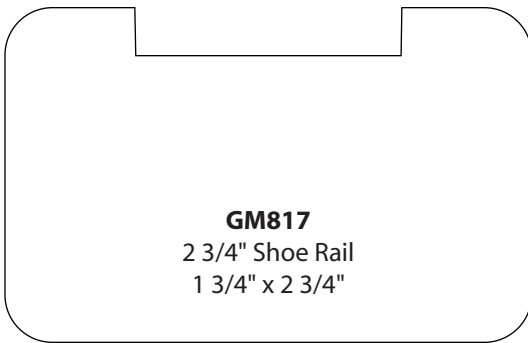
GM807
1 1/2"
Round Handrail
1 1/2" x 1 1/2"



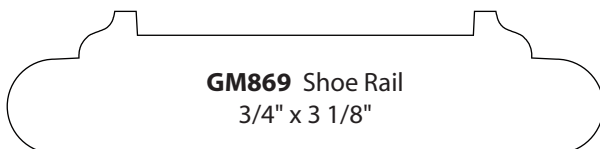
GM810
2 1/4" Handrail
2 3/8" x 2 1/4"




GM808
1 11/16"
Round Handrail
1 1/2" x 1 11/16"



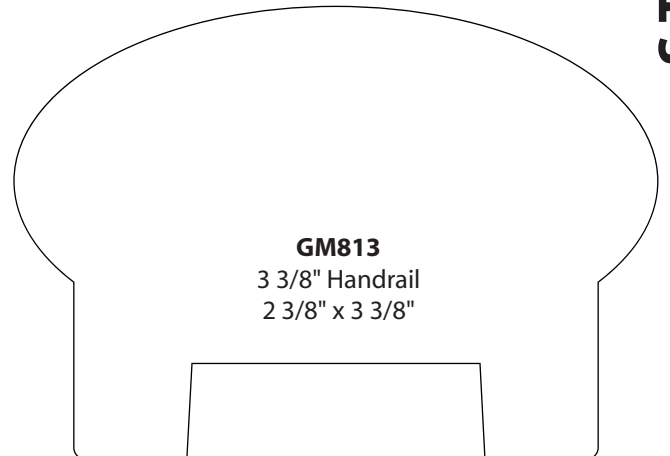
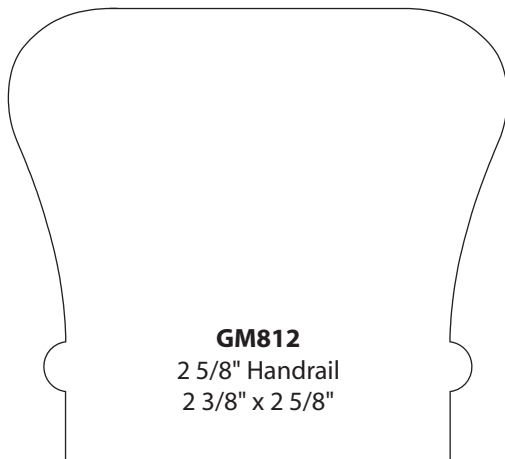
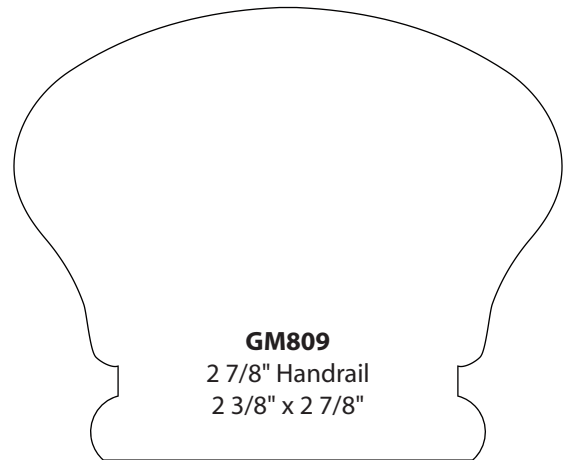
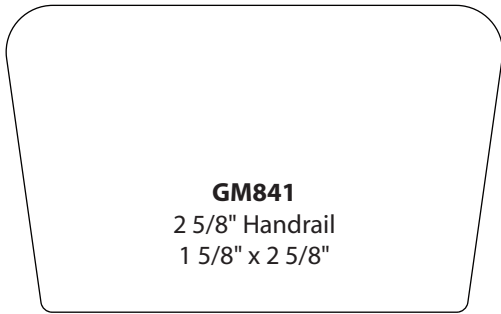
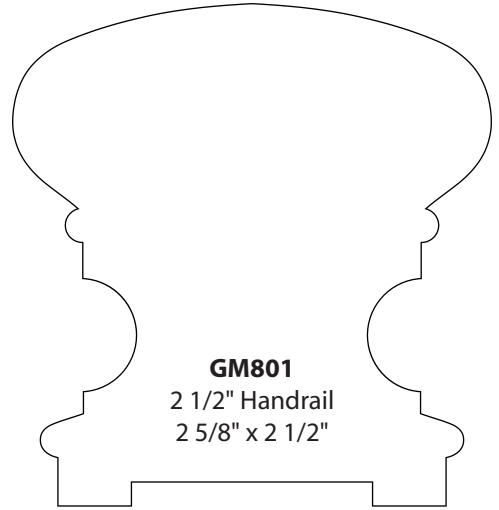
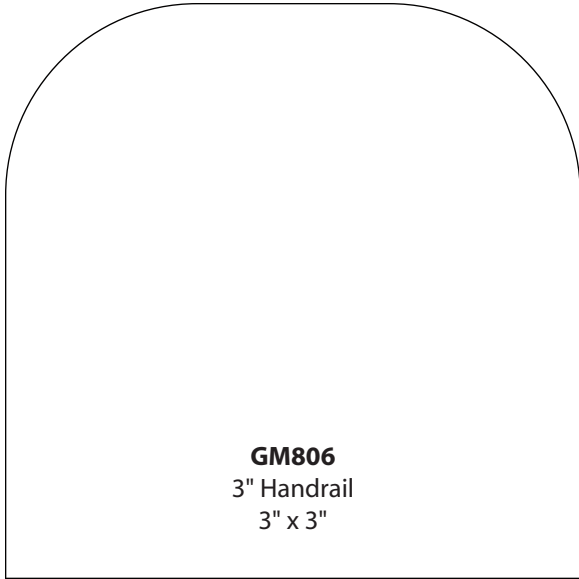
GM817
2 3/4" Shoe Rail
1 3/4" x 2 3/4"



GM869 Shoe Rail
3/4" x 3 1/8"



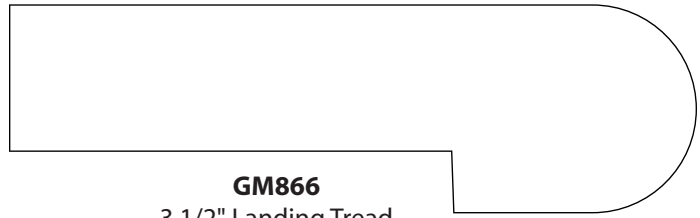
GM814
5 1/2" Handrail
1 3/4" x 5 1/2"



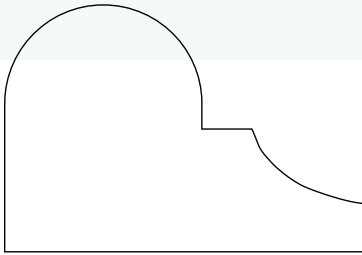
STAIR PARTS



(866) 378-2580 — www.goodsmillwork.com



GM866
3 1/2" Landing Tread
1 1/16" x 3 1/2"



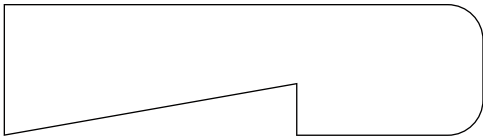
GM865
1 13/16" Tread Mould
1 1/4" x 1 13/16"



GM867
5 1/2" Landing Tread
1 1/16" x 5 1/2"

WINDOW PARTS

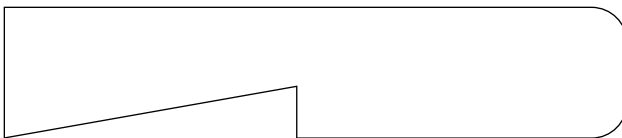
WINDOW PARTS



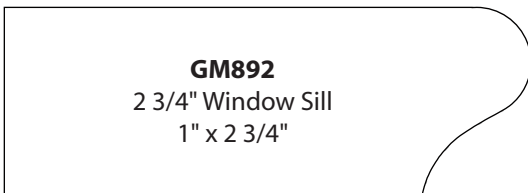
GM893
2 1/2" Rabbeted Window Stool
11/16" x 2 1/2"



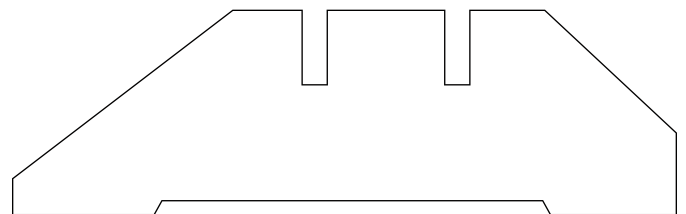
GM872
1 1/16" x 4" Window Sill




GM894
3 1/4" Rabbeted Window Stool
11/16" x 3 1/4"




GM892
2 3/4" Window Sill
1" x 2 3/4"



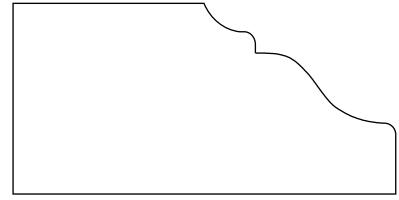
GM877
3 7/16" Sill with Kerfs
1 1/16" x 3 7/16"



GM208
1 3/4"
Stop Mould
7/16" x 1 3/4"



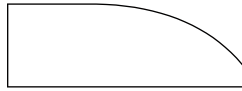
GM900
1 1/4"
Colonial Door Stop
7/16" x 1 1/4"



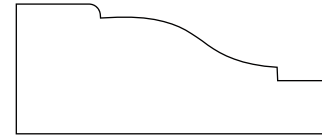
GM902
2"
Stop Mould
1" x 2"




GM904
1 1/4"
Door Stop
7/16" x 1 1/4"




GM905
1 1/4"
Door Stop
7/16" x 1 1/4"



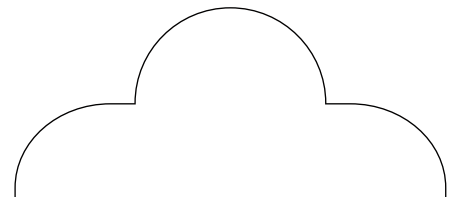
GM906
1 5/8"
Door Stop
11/16" x 1 5/8"



GM908
S4S Stop with
one Eased Edge
7/16" x 1 1/4"



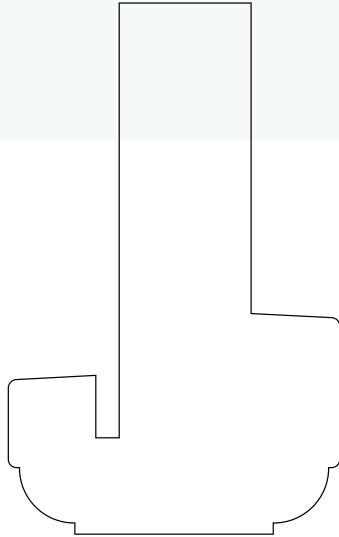
GM913
1 1/2"
Stop Mould
1/2" x 1 1/2"



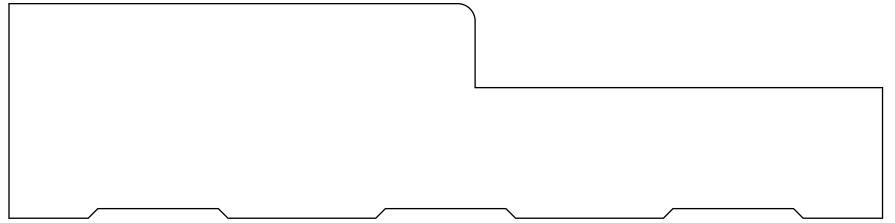
GM845
2 1/4" Astrigal Moulding
1" x 2 1/4"



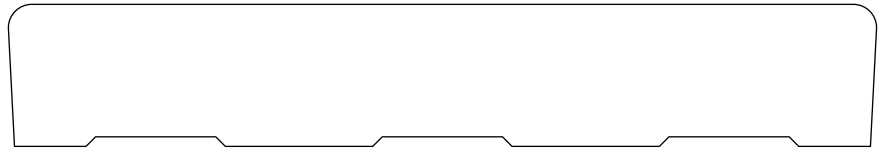
(866) 378-2580 — www.goodsmillwork.com



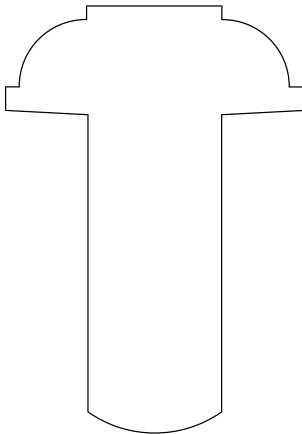
GM821
Exterior T-Astragal
1 7/8" x 3"
(Specify Height of Door when Ordering)




GM929
4 9/16" Single Rabbeted Jamb
1 1/8" x 4 9/16"



GM926
4 9/16" Flat Jamb
3/4" x 4 9/16"



GM837
Interior T-Astragal
2" x 1 3/8"
(Specify Thickness & Height of Door when Ordering)



GM932
4 9/16" Double Rabbeted Jamb
for 1 3/4" Doors 1 1/8" x 4 9/16"

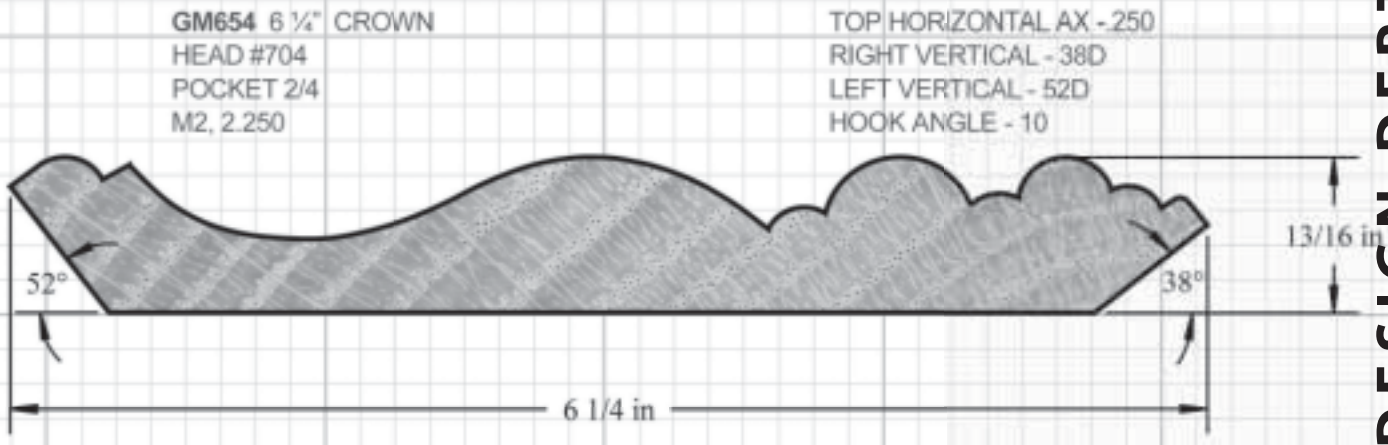
DOOR PARTS



*Are you restoring the
old Homestead?*



Good's Millwork can match your existing moulding. With our In-House Design Department, we can reproduce your antique moulding designs. Just bring us a 6" piece and we will help bring your Old Home Place back to life again!



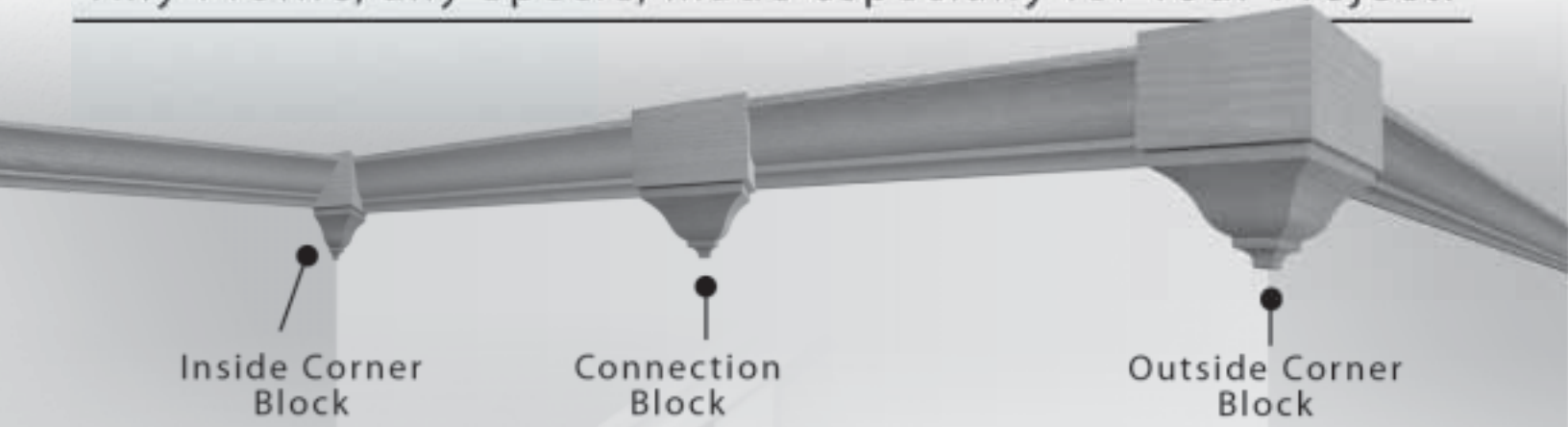
DESIGN DEPT



(866) 378-2580 — www.goodsmillwork.com

Crown Blocks

Any Profile, any Specie, made especially for Your Project!



Inside Corner Block

Connection Block

Outside Corner Block



Custom Posts

for your unique projects!



MILL TERMS and POLICIES

1. Unless otherwise stated, orders will be filled on a random length basis, 3 ft. to 16 ft. bundles, with 85% being 8' or longer, except for crown mouldings, that have 90% being 12 ft. or longer. Specified lengths are available at additional charge.
2. Orders not on account must be paid in full when placed.
3. Special patterns may be over run 15%.

WARRANTY and RETURN POLICIES

1. All mouldings and doors are made from select hardwoods. Natural color variation and mineral stains may occur.
2. All returns subject to restocking and or handling charges. Product not returnable after 30 days.
3. A 15% restocking charge will be applied to all returns. Return items other than standard stock will not be accepted under any conditions.
4. Return of materials must be accompanied by a sales receipt within 10 working days of the purchase. No damaged, soiled, cut or otherwise altered items will be accepted.
5. Defects on material or workmanship must be reported upon receipt and prior to installation. Wood products must be maintained under stable temperature and humidity conditions to remain under warranty. Prompt, proper sealing and finishing is essential to maintain wood stability.
6. All doors must be finished on all six sides.
7. Replacement requests are subject to the inspection and approval of Good's Millwork.
8. Our liability shall not exceed the replacement cost of our product.
9. We reserve the right to change prices and make design modifications without notice.
10. All shortages in orders are to be reported within one working day. Do not expose finish grade products to rain/snow while loading or unloading. Water spots will show up after job site finishing.
11. Any door which is reduced in height or width or altered in height or width in the field voids all manufacturer's warranties regardless of how the finish is applied and cannot be returned for credit.
12. Interior stile and rail doors are warranted for one year from date of manufacture. Manufacturing defects include warpage exceeding 1/4" in the plane of the door, splitting of stiles and rails, delaminating of veneer and glue bleed.
13. Good's Millwork reserves the right to postpone repair or replacement up to 12 months, as it is not uncommon for a temporary warp condition to occur since the door adjusts to local temperature and humidity. This period will not be counted against the warranty.



(866) 378-2580 — www.goodsmillwork.com

17717 Highway K
Versailles, MO 65084
Phone: (573) 378-2580
Fax: (573) 378-5377

HALF CIRCLE CASING ORDER FORM

Company Name: _____

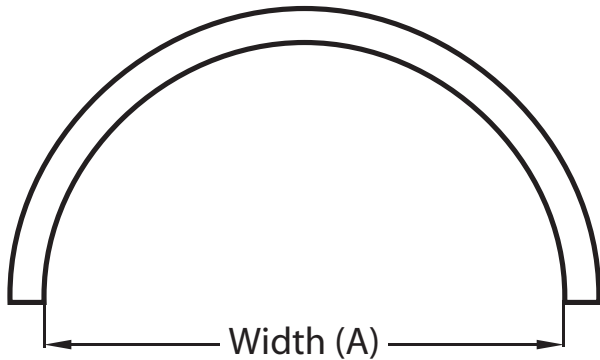
Contact Person: _____

Phone: _____ Date: _____

PO Number: _____ Job: _____

Quote Only

Purchase Order



DIMENSION REFERENCE

- As Specified
- Inside Jamb to Inside Jamb
- Outside Jamb to Outside Jamb
- _____ Specify Jamb Thickness

DIMENSIONS

(A) Width: _____

Quantity: _____

Profile: _____

Wood Species: _____

Paint Grade Stain Grade

EXTENSION JAMBS

_____ Extension Jamb (Quantity)

_____ Extension Jamb (Width)

_____ Extension Jamb (Thickness)

Photocopy form if necessary

ORDER FORMS

Order your Plinths, Keystones, and Rosettes from Good's Millwork to complete your Curved Casing Projects



EYEBROW CASING ORDER FORM

17717 Highway K
Versailles, MO 65084
Phone: (573) 378-2580
Fax: (573) 378-5377

Company Name: _____

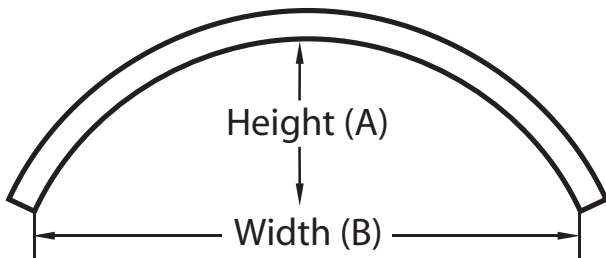
Contact Person: _____

Phone: _____ Date: _____

PO Number: _____ Job: _____

Quote Only

Purchase Order



DIMENSION REFERENCE

- As Specified
 - Inside Jamb to Inside Jamb
 - Outside Jamb to Outside Jamb
- _____ Specify Jamb Thickness

DIMENSIONS

(A) Height: _____

(B) Width: _____

Quantity: _____

Profile: _____

Wood Species: _____

Paint Grade Stain Grade

EXTENSION JAMBS

_____ Extension Jamb (Quantity)

_____ Extension Jamb (Width)

_____ Extension Jamb (Thickness)

Photocopy form if necessary

Order your Plinths, Keystones, and Rosettes from Good's Millwork
to complete your Curved Casing Projects

ORDER FORMS



(866) 378-2580 — www.goodsmillwork.com

17717 Highway K
Versailles, MO 65084
Phone: (573) 378-2580
Fax: (573) 378-5377

ELLIPTICAL CASING ORDER FORM

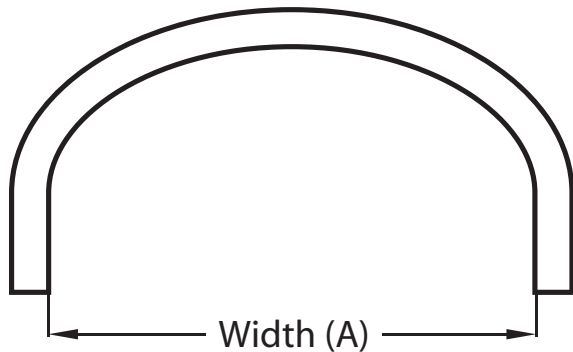
Company Name: _____

Contact Person: _____

Phone: _____ Date: _____

PO Number: _____ Job: _____

- Quote Only
- Purchase Order



TEMPLATE REQUIRED FOR THIS CASING STYLE!

DIMENSION REFERENCE

- As Specified
 - Inside Jamb to Inside Jamb
 - Outside Jamb to Outside Jamb
- _____ Specify Jamb Thickness

DIMENSIONS

(A) Width: _____

Quantity: _____

Profile: _____

Wood Species: _____

- Paint Grade
- Stain Grade

EXTENSION JAMBS

_____ Extension Jamb (Quantity)

_____ Extension Jamb (Width)

_____ Extension Jamb (Thickness)

Photocopy form if necessary

ORDER FORMS

Order your Plinths, Keystones, and Rosettes from Good's Millwork to complete your Curved Casing Projects



QUARTER ROUND CASING ORDER FORM

17717 Highway K
Versailles, MO 65084
Phone: (573) 378-2580
Fax: (573) 378-5377

Company Name: _____

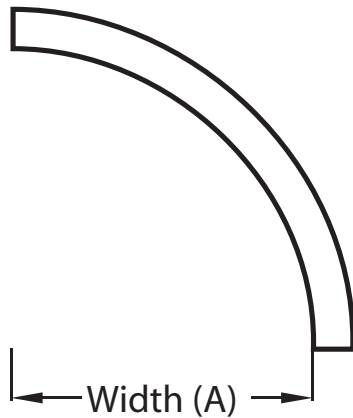
Contact Person: _____

Phone: _____ Date: _____

PO Number: _____ Job: _____

Quote Only

Purchase Order



DIMENSION REFERENCE

- As Specified
 - Inside Jamb to Inside Jamb
 - Outside Jamb to Outside Jamb
- _____ Specify Jamb Thickness

DIMENSIONS

(A)Width: _____ = Height

Quantity: _____

Profile: _____

Wood Species: _____

Paint Grade Stain Grade

EXTENSION JAMBS

_____ Extension Jamb (Quantity)

_____ Extension Jamb (Width)

_____ Extension Jamb (Thickness)

Photocopy form if necessary

Order your Plinths, Keystones, and Rosettes from Good's Millwork
to complete your Curved Casing Projects

ORDER FORMS



INDEX

GM100 6	GM134 19	GM170 41	GM206 6
GM101 14	GM136 19	GM172 13	GM207 41
GM102 5	GM137 18	GM173 46	GM208 55
GM104 19	GM139 41	GM174 46	GM209 38
GM106 18	GM140 13	GM175 15	GM210 12
GM107 19	GM141 41	GM176 14	GM218 7
GM108 18	GM142 16	GM177 18	GM219 7
GM109 18	GM143 41	GM178 15	GM220 6
GM111 5	GM144 20	GM179 17	GM221 8
GM112 19	GM145 9	GM180 5	GM222 6
GM113 17	GM146 12	GM181 4	GM223 15
GM115 12	GM147 9	GM182 7	GM224 8
GM116 16	GM151 7	GM184 4	GM225 10
GM117 14	GM152 7	GM185 4	GM226 37
GM118 6	GM153 5	GM187 15	GM228 8
GM119 6	GM154 4	GM191 5	GM232 35
GM120 17	GM155 11	GM192 4	GM233 37
GM121 11	GM159 9	GM193 5	GM236 8
GM122 5	GM160 7	GM194 9	GM237 15
GM123 4	GM161 37	GM195 6	GM240 7
GM124 10	GM162 17	GM196 10	GM241 16
GM125 5	GM163 6	GM197 7	GM243 10
GM126 6	GM164 6	GM198 10	GM244 18
GM127 12	GM165 12	GM200 7	GM248 13
GM128 14	GM166 16	GM201 41	GM250 5
GM129 4	GM167 18	GM202 10	GM251 13
GM130 19	GM168 14	GM203 10	GM252 11
GM132 19	GM169 7	GM204 41	GM253 8

GM254	10	GM321	26	GM407	20	GM507	36
GM258	13	GM322	26	GM409	22	GM509	36
GM259	17	GM323	25	GM410	21	GM513	36
GM260	8	GM327	4	GM411	20	GM514	35
GM264	8	GM332	4	GM413	23	GM519	35
GM265	11	GM337	21	GM419	20	GM520	38
GM266	8	GM340	24	GM420	24	GM525	37
GM267	16	GM341	25	GM425	24	GM526	37
GM268	8	GM342	35	GM426	26	GM528	36
GM269	9	GM354	4	GM427	24	GM532	36
GM270	9	GM356	4	GM431	23	GM536	37
GM271	9	GM360	22	GM433	23	GM545	36
GM272	11	GM362	22	GM437	20	GM549	42
GM274	4	GM364	22	GM444	25	GM567	38
GM275	4	GM366	23	GM452	25	GM572	46
GM276	4	GM368	26	GM453	26	GM576	35
GM277	5	GM380	42	GM458	21	GM581	35
GM280	9	GM381	48	GM462	23	GM582	38
GM281	9	GM383	48	GM463	25	GM589	42
GM282	9	GM385	41	GM465	21	GM598	42
GM285	10	GM387	48	GM467	23	GM600	27
GM287	10	GM390	50	GM473	25	GM601	27
GM308	20	GM392	50	GM485	23	GM603	27
GM310	21	GM393	50	GM500	36	GM604	27
GM312	22	GM394	50	GM501	35	GM605	28
GM315	21	GM395	47	GM502	36	GM606	27
GM319	21	GM398	50	GM503	45	GM608	28
GM320	24	GM399	50	GM505	36	GM609	29



GM610 30	GM665 29	GM822 47	GM877 54
GM612 34	GM667 47	GM827 35	GM885 43
GM618 20	GM669 32	GM828 39	GM892 54
GM619 20	GM671 34	GM829 48	GM893 54
GM620 20	GM672 31	GM830 41	GM894 54
GM621 22	GM674 29	GM831 42	GM900 55
GM623 32	GM675 31	GM832 4	GM902 55
GM624 32	GM677 33	GM833 42	GM903 43
GM625 33	GM678 34	GM837 56	GM904 55
GM626 33	GM680 33	GM838 42	GM905 55
GM627 32	GM685 46	GM841 53	GM906 55
GM628 29	GM687 46	GM842 45	GM908 55
GM629 32	GM690 46	GM843 42	GM909 49
GM630 27	GM693 46	GM845 55	GM910 49
GM631 28	GM801 53	GM846 47	GM911 49
GM633 28	GM806 53	GM850 42	GM913 55
GM635 32	GM807 52	GM851 42	GM914 48
GM636 32	GM808 52	GM853 43	GM915 48
GM637 28	GM809 53	GM854 43	GM916 47
GM639 31	GM810 52	GM857 43	GM919 47
GM640 27	GM812 53	GM858 43	GM920 47
GM643 31	GM813 53	GM861 43	GM921 47
GM645 33	GM814 52	GM863 48	GM922 39
GM647 30	GM816 47	GM865 54	GM924 39
GM650 30	GM817 52	GM866 54	GM925 39
GM654 30	GM818 42	GM867 54	GM926 56
GM658 28	GM819 42	GM869 52	GM928 43
GM663 29	GM821 56	GM872 54	GM929 56

Good's Millwork



GM 931	49	GM 962	43
GM 932	56	GM 963	44
GM 933	39	GM 964	44
GM 934	48	GM 965	44
GM 935	46	GM 966	40
GM 936	48	GM 967	52
GM 937	49	GM 968	44
GM 938	49	GM 969	44
GM 939	46	GM 970	44
GM 940	47	GM 971	45
GM 941	47	GM 972	45
GM 942	43	GM 975	45
GM 943	43	GM 976	45
GM 944	48	GM 977	45
GM 945	48	GM 978	45
GM 946	48	GM 979	45
GM 947	51	GM 983	45
GM 948	51	GM 987	44
GM 950	51	GM 988	44
GM 952	51	GM 989	44
GM 953	40	GM 990	44
GM 954	39	GM 991	44
GM 955	40	GM 992	47
GM 956	40	GM 993	47
GM 957	39	GM 994	47
GM 959	48	GM 995	47
GM 960	43	GM 998	44
GM 961	48		



Knotty Alder / Cherry / Walnut & More!

Good's Millwork is your custom door and moulding provider. We are committed to the best quality for those one-of-a-kind jobs. We excel in our attention to detail from choice of wood species to the customers satisfaction after the product has been installed.

Good's Millwork employs skilled craftsmen who thrive accentuating the beauty of natural wood. Our commitment to on-time delivery will allow you to finish your projects with confidence, knowing, "For the finest in woods, it's Goods."



OZARK QUICK SHIP DOOR *Series*

Slabs Available in 10 days



Distributed By:



17717 Hwy K • Versailles, MO 65084

p. 866-378-2580

f. 573-378-5377

Sales@GoodsMillwork.com

www.GoodsMillwork.com

Call toll free 866-378-2580 to locate your nearest dealer.